

Central Connecticut State

Blue Devils

NEC Predicted Finish: Tie-4th

2005-06 Record: 18-11, 13-5 NEC

In just his tenth season at Central Connecticut State and ninth as a member of the NEC, Howie Dickenman became the first coach to be voted Jim Phelan Coach of the Year on three occasions after winning the award last March. Picked to finish fifth in the league's preseason coaches poll, the Blue Devils finished the 2005-06 regular season in second place with a 13-5 league record and 18-11 overall mark. Dickenman also won the award in 1999-00 and 2001-02.



Now in his 11th season as head coach at his alma mater, Howie Dickenman has not only had the good fortune of winning two NEC championships, but has also managed to navigate the program through player attrition and keep Central Connecticut State a competitive force in the conference year in and year out. Dickenman's ability to build playoff-ready teams will be challenged in 2006-07, however, with a sextet of newcomers joining the team's six returning letterwinners.

With 1,000-point scorer Justin Chiera and three-year starter Lenny Jefferson - staples of the backcourt and superb three-point shooters - lost to graduation, the Blue Devils will take on a new look this year, though the heart and soul of the team remains intact with the return of senior forward Obie Nwadike. Nwadike will be a marked man this season after ending 2005-06 as the lone NEC player to average a double-double with 12.3 ppg and a league-best 10.3 rpg. He also went to the line 170 times last season to rank second in the conference. Though Nwadike measures just 6'4", the word 'undersized' should be used carefully due to the relentless nature of his game. The Jersey City, NJ native likes to do the dirty work underneath, attacks the glass with abandon and with career totals of 818 points and 652 rebounds, has a chance to become just the third player in NEC history to reach 1,000 in both categories.

One of Nwadike's sidekicks on the court will be junior Tristan Blackwood, who turned in one of the finest all-around seasons in the conference a year ago. The 6'0" combo guard ranked in the NEC top-10 in seven different categories, including first in free throw percentage (.900), third in three pointers (2.6/game), fifth in assists (4.2 apg), sixth in 3PFG% (.401), seventh assist-to-turnover ratio (1.64:1), eighth in scoring (14.3 ppg) and ninth in steals (1.3 spg). Poised to take over the leadership mantle, Blackwood likes to push the tempo and is an outstanding on-the-ball defender.

The Blue Devils bring back another experienced hand in senior guard Javier Mojica. A steady contributor in the CCSU rotation the last three years, Mojica averaged 8.9 ppg last season. With a solid mid-range game, he is also an efficient rebounder for his size (6'3"), snaring 4.6 caroms per contest.

Dickenman will be counting on significant contributions from 6'7" forward Jemino Sobers and 6'11" center Ingo Beaudet. The chiseled Sobers (3.9 rpg) gives CCSU some muscle in the paint and is the team's best shot blocker with a team-leading 30 last season. Beaudet (1.3 ppg) is long and active around the hoop, and came along offensively last season in limited action. Sophomore forward Chris Winters will also look to crack the rotation in 2006-07.

The future of CCSU basketball rests in its four-man recruiting class that includes a pair of freshman guards and junior college transfers Alen Redzic and Dannie Powell. Redzic is a native of Yugoslavia who competed at Jacksonville College in Texas from 2003-05, and at 6'6", 235 lbs., is the strongest and most physical member of the group. Powell was a first team all-state player in Connecticut in high school who went on to average 10.4 ppg a year ago at Carl Albert State College. Also looking to make an impact in the backcourt will be 6'11" Jeremy Meyers and 6'3" Joe Seymore. Meyers is a Potomac, MD native who signed early and participated in the District vs. Suburban Scholarship All-Star game at the Capitol Classic in Washington, D.C. following his senior year. Seymore is a lefthanded swingman who was plucked from the Delaware scholastic ranks where he was an all-state player as a senior.

Obie Nwadike

When Nwadike led the NEC with 10.3 rebounds per game in 2005-06, he became the shortest player in league history to finish at the top of the category. Nwadike, whose listed height of 6'4" does not account for his relentlessness on the glass, was the only player in the conference to average a double-double last season - he averaged 12.3 ppg - and finished 16th nationally in rebounding. He has an outside chance of becoming just the third player in NEC history to finish with 1,000 points and 1,000 rebounds. Nwadike enters 2005-06 with career totals of 818 points and 652 boards. Former CCSU teammate Ron Robinson closed out his career with 1,309 points and an NEC-record 1,022 rebounds from 2000-04, while Long Island's Carey Scurry finished with 1,413 points and 1,013 rebounds in just three seasons from 1982-84.

CCSU Roster

No	Player	Pos	Ht	Wt	Yr	Hometown/High School/Previous College
5	Obie Nwadike*	F	6-4	224	Sr	Jersey City, NJ/St. Anthony's
22	Jemino Sobers	F	6-7	245	Sr	Scarborough, Ontario/Mother Theresa
33	Chris Winters	F	6-6	206	So	East Lyme, CT/East Lyme (St. Thomas More (CT))
35	Tristan Blackwood*	G	6-0	170	Jr	Toronto, Canada/Eastern Commerce
44	Javier Mojica*	G	6-3	180	Sr	Auburn, MA/Auburn
50	Ingo Beaudet	C	6-11	249	Sr	Forestville, CA/Santa Rosa JC

Newcomers

1	Dannie Powell	G	6-0	175	Jr	Stratford, CT/Carl Albert JC
3	Jeremy Meyers	G	6-1	180	Fr	Fort Washington, MD/Bullis School
32	Joe Seymore	G/F	6-3	185	Fr	New Castle, DE/Hodgson
42	Alen Redzic	F	6-6	235	Jr	Bronx, NY/Jacksonville College

Key Losses

0	Justin Chiera#	G	6-1	181
21	Lenny Jefferson#	G	6-0	195
34	Jason Hickenbottom	F	6-4	205

* Starter Returning

Starter Lost



Howie Dickenman

Record at CCSU: 156-133/10 years

Alma Mater: CCSU '70

Overall Record: 156-133/10 years

Since Dickenman took over at his alma mater in 1997, CCSU has won two NEC championships (2000 and 2002), and reached two league championship games (1999 and 2004). He is one of five coaches in league history to have a career winning percentage of at least .600 in both regular season conference (.608) and NEC Tournament (.647) play.



Head Coaching Experience

- 1996-pres. Central Connecticut State University, New Britain, CT**
- Has compiled the seventh-best winning percentage (.608) in NEC regular season play in league history.
 - Dickenman's 11-6 (.647) record in NEC Tournament play is second among active league coaches and sixth all-time.
 - Named NEC Coach of the Year in 1999-2000, 2001-02 and 2005-06, he is the only three-time winner of the award in conference annals.
 - His CCSU teams have averaged 18 wins over the last eight seasons.
 - Took CCSU to its second NEC title in 2001-02, setting school and league records for victories (27), league wins (19) and longest winning streak (19).
 - Named 2001-02 Coach of the Year by *Eastern Basketball*.
 - Guided CCSU to a then Division I school record 25 wins and the program's first NEC regular season and tournament championships in 1999-2000.
 - Led CCSU to 15 straight wins from 12/18/99 - 2/10/00.
 - Coached Blue Devils to 1999 NEC Championship game in CCSU's second year in the league.
 - Engineered a 15 game turnaround and a then school Division I record 19 wins in 1998-99.
 - Named ninth coach in CCSU history after the 1995-96 season.
- 1972-75 Greater Hartford Community College, Hartford, CT**

Assistant Coaching Experience

- 1982-96 University of Connecticut, Storrs, CT**
- Spent 10 years under current Connecticut Head Coach Jim Calhoun.
 - During his tenure, the Huskies posted a 20-8 postseason record.
 - Huskies advanced to postseason play in Dickenman's last nine years.
 - Connecticut made five "Sweet 16" trips with Dickenman on board.
- 1977-82 Canisius College, Buffalo, NY**
- 1975-77 Central Connecticut State University, New Britain, CT**

Playing Experience

- 1966-1969 Central Connecticut State University, New Britain, CT**
- A 6-4 All-American center; Dickenman averaged 17.7 ppg and 14.7 rpg in his senior year.
 - Became first player in school history to reach 1,000 career points and 1,000 career rebounds.
 - Team finished 20-8 his senior year and captured the North-East League title and a berth in the NCAA District One Tournament.

Education

- Central Connecticut State University, New Britain, CT**
- Bachelor's Degree, 1970
- Central Connecticut State University, New Britain, CT**
- Master of Science, 1975, Elementary Education

Personal

- Inducted into the New England Basketball Hall of Fame in October, 2002.
- A native of Connecticut, Dickenman resides in Manchester, CT.
- One daughter, Erica, also attended CCSU.

DICKENMAN at CCSU

Year	Overall	NEC
1996-97	8-19	---
1997-98	4-22	3-13
1998-99	19-13	11-9
1999-00	25-6	15-3
2000-01	14-14	11-9
2001-02	27-5	19-1
2002-03	15-13	12-6
2003-04	14-14	9-9
2004-05	12-16	8-10
2005-06	18-11	13-5
Total	156-133	101-65

Dickenman's teams have won two NEC championships (1999-00 and 2001-02)

Five Questions With: Tristan Blackwood

With the loss of Justin Chiera and Lenny Jefferson, what do you see your role being in the backcourt this season?

My role is to be a leader for this team and continue to improve my ability to score points. Justin and Lenny gave a lot to this team last season and with them gone it falls on a few of us to pick up the slack.

What have you learned most from Coach Dickenman?

Coach D has taught us to play with a high level of energy at all times. We can't take plays off on offense or defense or it will hurt the team as a whole. Coach teaches us to give everything we have on every play.

Describe your experience representing Canada in various amateur competitions?


International ball is a different style of play and I've gotten the chance to watch several different players and learn from them. The chance to compete for my country is an honor and I am proud to represent them on the national teams. I've learned a lot and my game has improved tremendously.

Which guards in the NEC give you the most trouble, both offensively and defensively?

One of the best players we have ever faced was Landy Thompson from Mount St. Mary's - he always gave us trouble before he graduated. He had the ability to make big shots and score when his team needed him to score. James Williams from LIU is always a tough player to compete against. He's one of the top guards in the league and has had a good first couple of seasons. I like to play against the best guards. It's the only way to improve your game.

What one game do you have circled on the schedule this season and why?

Our goal is to reach the championship game, so I would have to say that we have circled that date on our calendars.



Central Connecticut State

Blue Devils


CCSU will attempt to defeat UMass for the third straight time when the two teams meet on December 9th at the Mohegan Sun Arena in Uncasville, CT. The Blue Devils scored a pair of one-point victories over the Minutemen in back-to-back years, winning 46-45 on December 2, 2002 and 53-52 on December 9, 2003. Those games were also contested at the Mohegan Sun.

Administration	
Location:	New Britain, CT
Founded:	1849
Enrollment:	12,000
Nickname:	Blue Devils
Colors:	Blue and White
Home Court/	William H. Detrick
Capacity:	Gymnasium/2,654
Personnel	
President:	Dr. John W. Miller
Faculty	Dr. Paul Resetarits
Representative:	
Athletic Director:	Charles "C.J." Jones
SWA:	Amy Strickland
Sports Information	
SID:	Tom Pincince
SID Phone:	(860) 832-3089
SID Fax:	(860) 832-3084
SID Home Phone:	(860) 978-7235
SID E-Mail:	pincinct@ccsu.edu
Press Row Phone:	(860) 832-3099
Hotline:	(860) 832-BLUE
Website:	www.ccsubluedevils.com
Coaching Staff	
Head Coach:	Howie Dickenman
Alma Mater/Year	CCSU/1970
Record at CCSU/ Years:	156-133/10
Overall Record/ Years:	156-133/10
Assistant Coaches:	Steve Curran, Kevin Papacs, Victor Payne
Office Phone:	(860) 832-3093
Basketball Info	
2005-06 Record:	18-11
NEC Record/Finish:	13-5/2nd
NEC Tournament	Lost to Monmouth in Semifinals
Starters	3/2
Returning/Lost:	
Letterwinners	6/4
Returning/Lost:	



Tristan Blackwood

One of the top all-around guards in the NEC, Blackwood put together an impressive season - statistically speaking - in 2005-06. Blackwood wrapped up the year ranked in the NEC top-10 in seven different categories, including first in free throw percentage (.900), third in three pointers (2.6/game), fifth in assists (4.2 apg), sixth in 3PFG% (.401), seventh in assist-to-turnover ratio (1.64:1), eighth in scoring (14.3 ppg) and ninth in steals (1.3 spg). His finest game last season may have been a career-high 28-point, nine assist, three steal outing in CCSU's 107-106 setback to La Salle in four OTs on December 18, 2005.



Leading Active...

Scorers				Assists			
Obie Nwadike	818	2003-06	Tristan Blackwood	211	2004-06		
Javier Mojica	731	2003-06	Obie Nwadike	128	2003-06		
Tristan Blackwood	531	2004-06	Javier Mojica	127	2003-06		
Jemino Sobers	166	2004-06	Jemino Sobers	21	2003-06		
Ingo Beaudet	35	2004-06	Ingo Beaudet	3	2004-06		
Rebounders				Three-Pointers			
Obie Nwadike	652	2003-06	Tristan Blackwood	101	2004-06		
Javier Mojica	331	2003-06	Javier Mojica	60	2003-06		
Tristan Blackwood	129	2004-06	Chris Winters	3	2005-06		
Jemino Sobers	115	2003-06					
Ingo Beaudet	34	2004-06					



2006-07 Schedule

John Thompson Challenge (at Michigan)		
N 10	vs. Michigan	8:00 pm
N 11	vs. Eastern Michigan	2:00 pm
N 12	vs. Davidson	2:00 pm
N 18	at New Hampshire	12:00 pm
N 25	St. Bonaventure	7:00 pm
N 29	ST. FRANCIS (NY)	7:00 pm
D 2	at Lehigh	7:00 pm
D 6	Delaware	7:00 pm
D 9	vs. Massachusetts (at Mohegan Sun Arena)	8:00 pm
D 14	Harvard	7:00 pm
D 16	La Salle	2:00 pm
D 28	Vermont	7:00 pm
D 30	at UMBC	7:00 pm
J 4	at SAINT FRANCIS (PA)	7:00 pm
J 6	at ROBERT MORRIS	7:00 pm
J 13	at MOUNT ST. MARY'S	2:00 pm
J 15	LONG ISLAND	2:00 pm
J 18	FAIRLEIGH DICKINSON	7:00 pm
J 20	MONMOUTH	4:00 pm
J 25	at ST. FRANCIS (NY)	7:00 pm
J 27	SACRED HEART	2:00 pm
J 29	at QUINNIPIAC	7:00 pm
F 1	MOUNT ST. MARY'S	7:00 pm
F 5	at LONG ISLAND	7:00 pm
F 10	QUINNIPIAC	4:00 pm
F 12	at SACRED HEART	7:00 pm
F 15	at MONMOUTH	7:00 pm
F 17	at FAIRLEIGH DICKINSON	7:00 pm
F 22	ROBERT MORRIS	7:00 pm
F 26	WAGNER	7:00 pm
NEC Tournament (all games at higher seed)		
M 1	Quarterfinals	
M 4	Semifinals	
M 7	Championship	

NEC Games in CAPS

2005-06 Results

Mohegan Sun Classic at CCSU		
N 18	Birmingham Southern	W 76-67
N 19	Northeastern	L 90-94
N 22	at Florida International	L 61-71
N 28	at Binghamton	W 69-66
D 3	at Harvard	W 87-79
D 5	at St. Bonaventure	L 56-85
D 9	at ST. FRANCIS (NY)	W 72-61
D 18	La Salle	L 106-107 (4 OT)
D 22	Binghamton	W 72-68
D 29	at Delaware	L 73-79
J 7	at LONG ISLAND	W 83-74
J 9	at SACRED HEART	L 71-74
J 12	MONMOUTH	L 57-61
J 14	FAIRLEIGH DICKINSON	W 88-74
J 19	QUINNIPIAC	W 79-69
J 21	at MOUNT ST. MARY'S	W 59-57 (OT)
J 26	WAGNER	W 57-40
J 28	MOUNT ST. MARY'S	W 68-58
F 2	ST. FRANCIS (NY)	W 76-68 (OT)
F 4	at MONMOUTH	L 48-63
F 10	at ROBERT MORRIS	L 74-77
F 12	at ST. FRANCIS (PA)	L 51-52
F 16	at WAGNER	W 74-55
F 18	SACRED HEART	W 73-56
F 22	LONG ISLAND	W 81-58
F 25	ST. FRANCIS (PA)	W 88-58
F 27	at QUINNIPIAC	W 79-67
NEC Tournament (all games at higher seed)		
M 2	#7 Sacred Heart	W 86-68
M 5	#2 Monmouth	L 48-62

NEC Games in CAPS

Central Connecticut State

The Numbers

In addition to winning NEC championships in both 2000 and 2002, CCSU holds the league record for single-season conference wins (19), winning percentage (.950), overall wins (27) and overall winning percentage (.844), all established during the 2001-02 season. That same year, the Blue Devils also established a conference record with 19 consecutive NEC victories.

CCSU Year-By-Year Records

Year	Overall	Coach	Year	Overall	Coach
1934-35	7-9	Harrison J. Kaiser	1972-73	15-11	Bill Detrick
1935-36	9-8	Harrison J. Kaiser	1973-74	14-14	Bill Detrick
1936-37	16-3	Harrison J. Kaiser	1974-75	12-13	Bill Detrick
1937-38	6-7	Harrison J. Kaiser	1975-76	15-11	Bill Detrick
1938-39	6-8	Harrison J. Kaiser	1976-77	14-12	Bill Detrick
1939-40	13-3	Harrison J. Kaiser	1977-78	12-15	Bill Detrick
1941-42	10-6	Harrison J. Kaiser	1978-79	14-13	Bill Detrick
1942-43	7-3	Harrison J. Kaiser	1979-80	14-13	Bill Detrick
1943-44	No Records Available		1980-81	18-9	Bill Detrick
1944-45	5-5	Walter Travers	1981-82	18-9	Bill Detrick
1945-46	No Records Available		1982-83	21-9	Bill Detrick
1946-47	17-3	Ross Merrick	1983-84	26-6	Bill Detrick
1947-48	17-5	Ross Merrick	1984-85	16-12	Bill Detrick
1948-49	20-4	Ross Merrick	1985-86	15-13	Bill Detrick
1949-50	16-6	Ross Merrick	1986-87	8-21	Bill Detrick
1950-51	12-5	Ross Merrick	1987-88	2-3	Bill Detrick
1951-52	8-8	Ross Merrick		8-15	C.J. Jones
1952-53	10-5	Ross Merrick	1988-89	10-18	Mike Brown
1953-54	10-5	Bill Moore	1989-90	6-22	Mike Brown
1954-55	5-12	Bill Moore	1990-91	4-24	Mike Brown
1955-56	10-8	Bill Moore	1991-92	7-21	Mark Adams
1956-57	12-7	Bill Moore	1992-93	8-19	Mark Adams
1957-58	16-8	Bill Moore	1993-94	4-22	Mark Adams
1958-59	20-4	Bill Moore	1994-95	8-18	Mark Adams
1959-60	16-5	Harrison J. Kaiser	1995-96	13-15	Mark Adams
1960-61	17-5	Bill Detrick	1996-97	8-19	Howie Dickenman
1961-62	14-9	Bill Detrick	1997-98	4-22	Howie Dickenman
1962-63	22-1	Bill Detrick	1998-99	19-13	Howie Dickenman
1963-64	25-1	Bill Detrick	1999-00	25-6	Howie Dickenman
1964-65	19-5	Bill Detrick	2000-01	14-14	Howie Dickenman
1965-66	23-3	Bill Detrick	2001-02	27-5	Howie Dickenman
1966-67	17-8	Bill Detrick	2002-03	15-13	Howie Dickenman
1967-68	13-10	Bill Detrick	2003-04	14-14	Howie Dickenman
1968-69	20-8	Bill Detrick	2004-05	12-16	Howie Dickenman
1969-70	12-14	Bill Detrick	2005-06	18-11	Howie Dickenman
1970-71	20-7	Bill Detrick	73 years	950-712	
1971-72	17-8	Bill Detrick			

Quick Facts

2005-06 Overall Record:	18-11
2005-06 NEC Record/Finish:	13-5/2nd
NEC Tournament Finish:	Lost in SF
Starters Returning/Lost:	3/2
Letterwinners Returning/Lost:	6/4
2005-06 Final RPI:	163
Games Decided By 5 Points or Less:	3-6

NEC Record

Last Two Years:	21-15 (.583)
Last Three Years:	30-24 (.556)
Last Four Years:	42-30 (.583)
Last Five Years:	61-31 (.670)

Overall Record

Last Two Years:	30-27 (.526)
Last Three Years:	44-41 (.518)
Last Four Years:	59-54 (.522)
Last Five Years:	86-59 (.593)

Leading Returning Scorers

Tristan Blackwood	14.3 ppg
Obie Nwadike	12.3 ppg
Javier Mojica	8.9 ppg

Leading Returning Rebounders

Obie Nwadike	10.3 rpg
Javier Mojica	4.6 rpg
Tristan Blackwood	3.1 rpg

Leading Returning Assists

Tristan Blackwood	4.2 apg
Javier Mojica	1.8 apg
Justin Chiera	1.5 apg

CCSU in the NEC

Year	NEC Record	Tourney Seed	Head Coach
1997-98	3-13	DNQ	Howie Dickenman
1998-99	11-9	4th	Howie Dickenman
1999-00	15-3	1st	Howie Dickenman
2000-01	11-9	6th	Howie Dickenman
2001-02	19-1	1st	Howie Dickenman
2002-03	12-6	3rd	Howie Dickenman
2003-04	9-9	7th	Howie Dickenman
2004-05	8-10	8th	Howie Dickenman
2005-06	13-5	2nd	Howie Dickenman
Nine years	101-65		

2005-06 Overall Statistics

##	Player	GP	GS	Min	Avg	TOTAL			3-PTS			REBOUNDS														
						FG	FGA	Pct	3FG	FGA	Pct	FT	FTA	Pct	Off	Def	Tot	Avg	PF	FO	A	TO	Blk	Stl	Pts	Avg
00	CHIERA, Justin	29	29	983	33.9	137	334	.410	97	244	.398	41	55	.745	5	56	61	2.1	34	1	86	60	7	26	412	14.2
20	BLACKWOOD, Tristan	27	27	933	34.6	130	295	.441	71	177	.401	54	60	.900	26	57	83	3.1	47	0	113	69	5	35	385	14.3
05	NWADIKE, Obie	29	28	986	34.0	119	236	.504	0	2	.000	119	170	.700	115	184	299	10.3	84	2	43	59	7	30	357	12.3
21	JEFFERSON, Lenny	26	17	785	30.2	83	199	.417	43	98	.439	64	73	.877	17	49	66	2.5	50	1	67	35	4	27	273	10.5
44	MOJICA, Javier	29	12	798	27.5	105	242	.434	11	43	.256	37	58	.638	51	83	134	4.6	56	1	53	51	3	24	258	8.9
34	HICKENBOTTOM, Jason	29	19	725	25.0	74	149	.497	5	16	.312	83	117	.709	52	81	133	4.6	83	1	38	44	4	28	236	8.1
22	SOBERS, Jemino	28	9	382	13.6	45	94	.479	0	0	.000	20	43	.465	34	40	74	2.6	48	1	14	22	30	11	110	3.9
50	BEAUDET, Ingo	24	2	172	7.2	14	26	.538	0	0	.000	4	8	.500	18	10	28	1.2	26	0	3	6	6	0	32	1.3
33	WINTERS, Chris	13	0	57	4.4	5	18	.278	3	13	.231	5	6	.833	1	7	8	0.6	4	0	2	2	0	1	18	1.4
03	WILLIAMS, John	3	2	63	21.0	6	16	.375	0	4	.000	1	2	.500	3	4	7	2.3	5	0	5	4	0	5	13	4.3
11	BROWN, James	3	0	35	11.7	2	7	.286	0	1	.000	1	1	1.000	1	4	5	1.7	6	0	3	3	0	3	5	1.7
15	MIDDLETON, Jermaine	7	0	28	4.0	1	8	.125	0	0	.000	1	3	.333	0	2	2	0.3	5	0	1	3	2	1	3	0.4
32	GERRITY, Ed	2	0	2	1.0	0	0	.000	0	0	.000	0	0	.000	0	0	0	0.0	0	0	0	0	0	0	0	0.0
12	NILAND, Zack	1	0	1	1.0	0	0	.000	0	0	.000	0	0	.000	0	0	0	0.0	0	0	0	1	0	0	0	0.0
TM	TEAM																									
	Total	29				721	1624	.444	230	598	.385	430	596	.721	381	614	995	34.3	448	7	428	372	68	191	2102	72.5
	Opponents	29				731	1577	.464	198	562	.352	308	439	.702	299	615	914	31.5	545	-	401	414	100	168	1968	67.9

2005-06 Conference Statistics

##	Player	GP	GS	Min	Avg	TOTAL			3-PTS			REBOUNDS														
						FG	FGA	Pct	3FG	FGA	Pct	FT	FTA	Pct	Off	Def	Tot	Avg	PF	FO	A	TO	Blk	Stl	Pts	Avg
00	CHIERA, Justin	18	18	571	31.7	88	205	.429	60	149	.403	28	39	.718	2	31	33	1.8	20	1	45	32	5	16	264	14.7
20	BLACKWOOD, Tristan	18	18	607	33.7	85	202	.421	47	122	.385	28	31	.903	17	37	54	3.0	28	0	78	49	4	22	245	13.6
05	NWADIKE, Obie	18	17	608	33.8	75	144	.521	0	1	.000	61	92	.663	66	117	183	10.2	46	0	28	35	5	19	211	11.7
21	JEFFERSON, Lenny	18	14	573	31.8	61	138	.442	30	68	.441	44	48	.917	13	34	47	2.6	35	1	54	27	4	26	196	10.9
34	HICKENBOTTOM, Jason	18	15	450	25.0	41	83	.494	5	10	.500	48	68	.706	31	51	82	4.6	51	0	24	28	2	18	135	7.5
44	MOJICA, Javier	18	4	481	26.7	54	128	.422	4	19	.211	21	32	.656	29	52	81	4.5	31	0	29	26	1	15	133	7.4
22	SOBERS, Jemino	17	2	178	10.5	19	39	.487	0	0	.000	13	27	.481	17	21	38	2.2	22	0	8	8	18	4	51	3.0
50	BEAUDET, Ingo	15	2	131	8.7	10	20	.500	0	0	.000	4	8	.500	15	7	22	1.5	18	0	3	6	4	0	24	1.6
33	WINTERS, Chris	8	0	26	3.2	4	8	.500	3	7	.429	5	6	.833	0	5	5	0.6	0	0	1	1	0	0	16	2.0
15	MIDDLETON, Jermaine	6	0	25	4.2	1	7	.143	0	0	.000	1	3	.333	0	2	2	0.3	5	0	1	2	2	1	3	0.5
TM	TEAM																									
	Total	18				438	974	.450	149	376	.396	253	354	.715	227	382	609	33.8	256	2	271	225	45	121	1278	71.0
	Opponents	18				424	947	.448	116	344	.337	158	235	.672	180	366	546	30.3	329	-	243	262	59	100	1122	62.3

Fairleigh Dickinson

Knights

NEC Predicted Finish: 7th

2005-06 Record: 20-12, 14-4 NEC

Fairleigh Dickinson's back-to-back 20-win seasons are the first for the conference since Long Island won 21 in 1996-97 and came back to register 21 victories again in 1997-98. In the history of the NEC, there have been just six back-to-back 20-win campaigns: Robert Morris (20 in 1988-89, 22 in 1989-90), Fairleigh Dickinson (21 in 1984-85, 22 in 1985-86) and Long Island (20 in 1981-82, 1982-83 and 1983-84).



With a resume that includes winning the 2005 NEC championship and 2005-06 NEC regular season title, along with making a Postseason NIT appearance in 2006 and posting the first back-to-back 20-win seasons by an NEC team in nearly a decade, Fairleigh Dickinson has experienced the sweet taste of success in recent years. For the run to continue however, it will be up to the winningest coach in NEC regular season and postseason history to find a way to recapture the team's chemistry in the face of a major talent exodus.

The changing of the guard at Fairleigh Dickinson is nothing new for Tom Green, who has managed to win with both inexperienced and veteran teams during his tenure with the program, now entering its 24th year. But if Green is to add to his league record four NEC crowns, replacing NEC Player of the Year Chad Timberlake, along with three-time league all-star Gordon Klaiber and three-year starting center Andrea Crosariol, will likely be at the top of his to-do list. The trio accounted for 52.3 percent of the Knights' scoring last season and combined for 3,671 career points.

If there is a positive to take away from the roster turnover, it is the golden opportunity afforded to seniors Michael Peeples and Andre Harris to move from supporting to starring roles in the FDU lineup. Peeples, an athletic, slashing 6'7" wing forward, was one of the NEC's most improved players in 2005-06 when he averaged 9.4 ppg, 4.7 rpg and hit 39 three-point shots. His unassuming demeanor belied his big-game heroics last season, including a pair of steals and four points in the last six seconds to secure FDU's 68-64 win at Wisconsin-Green Bay in an ESPN BracketBuster game, as well as a driving layup with 20 seconds remaining in the 2006 NEC title game that gave the Knights a short-lived three-point lead over Monmouth, though the Hawks would eventually triumph on a last-second layup. Harris will transition from his role as a premier sixth man to the Knights' top post threat. A throwback player who enjoys going toe-to-toe in the paint, Harris will also step out on occasion with a reliable elbow jumper. Look for the 6'8", 233 lb. forward/center to significantly improve on his numbers from a year ago when he averaged 7.9 ppg and 3.7 rpg playing just 17 minutes per contest.

Another key returnee for the Knights is junior point guard Bernell Murray, who came into his own last season orchestrating the Knights' attack. Murray, who averaged 6.9 ppg and ranked ninth in the league with 3.4 apg, rarely turns the ball over - his 1.83:1 assist-to-turnover ratio last season is the highest of any returning NEC player - and proved he can shoot it from deep with a 7-9 performance from three-point range against Monmouth late in the season.

Look for sophomore guard Cameron Tyler to challenge for a starting spot after registering 5.2 ppg and 2.2 apg off the bench in his first year with the team. Hard to contain off the dribble, the 6'0" Tyler plays taller than his size would indicate with an explosive first step and an uncanny ability to get to the line. Senior John Blackgrove was slated for a major role last season after transferring from Fordham, but severe back problems limited his availability and effectiveness. A lights out shooter from long range when healthy, Blackgrove contributed 3.7 ppg in 2005-06. Junior forward Eric Hazard (2.0 ppg) gives FDU another capable shooter from outside the arc (12 three-pointers) who will push for a more prominent role in the offense.

The only other member of FDU's rotation returning in 2006-07 is lanky 6'7" senior forward Jordan Ingram (1.8 ppg).

Green's incoming class includes a pair of Garden State pickups who should play right away. At 6'3", Sean Baptiste is a versatile guard with an all-around game who competed at St. Joseph of Metuchen, while 6'2" Manny Ubilla is an outside shooting threat who played high school ball in Freehold, but comes to FDU after spending the last two seasons at Lackawanna CC, where he earned Region XIX Player of the Year honors last season. In looking to rebuild his front line with some size, Green inked 7'0" center Lawrence Brown, an English import who competed last year at Millersburg Military Institute.

Michael Peeples

Poised for a breakout season with the graduation of the Knights' three leading scorers, Peeples will look to carry forward the momentum from the second half of last season when he became a key offensive weapon for the Knights. A 6'6" swingman with a quick first step, he reached double-digits in 13 of his last 19 games when he averaged 10.9 ppg, 5.3 rpg and 2.5 apg, while shooting 50.0 percent from the floor. He registered two steals and added four points in the last six seconds of a 68-64 win at Wisconsin-Green Bay in an ESPN BracketBuster game on February 18, then came up big again two days later, tallying a double-double with 14 points, 10 rebounds and five assists in a double-overtime loss at Monmouth.

FDU Roster

No	Player	Pos	Ht	Wt	Yr	Hometown/High School/Previous College
00	Andre Harris	F	6-8	233	Sr	Detroit, MI/Robichaud
1	Michael Peeples*	F	6-7	211	Sr	Detroit, MI/Benedictine
10	Bernell Murray*	G	5-9	173	Jr	Stillwater, OK/Stillwater
12	Michael Blackgrove	G	6-1	180	Fr	River Vale, NJ/Pascack Valley
14	Wesley Wicks	G	5-10	160	Jr	Bronx, NY/St. Raymond's
15	Cameron Tyler	G	6-0	190	So	Jamaica, NY/Cardozo (Notre Dame Prep (MA))
21	John Blackgrove	G	6-2	190	Sr	River Vale, NJ/Pascack Valley (Fordham U.)
24	Kyle Ingram	G	6-2	170	Fr	Sicklerville, NJ/Winslow
33	Eric Hazard	F	6-6	213	Jr	Long Branch, NJ/St. Benedict's
55	Jordan Ingram	F	6-7	210	Sr	Philadelphia, PA/Archbishop Carroll
Newcomers						
22	Manny Ubilla	G	6-2	185	Jr	Freehold, NJ/Freehold (Lackawanna CC)
30	Sean Baptiste	G	6-3	185	Fr	North Brunswick, NJ/St. Joseph's of Metuchen
35	Lawrence Brown	C	7-0	210	Fr	Portsmouth, England/Portsmouth (Millersburg Military Institute)
50	Brian Lytle	F	6-4	225	Fr	Union, NJ/St. Mark's
Key Losses						
1	Chad Timberlake#	G	6-4	190		
35	Andrea Crosariol#	C	7-0	260		
50	Gordon Klaiber#	F	6-9	205		

* Starter Returning

Starter Lost



Tom Green

Record at FDU: 378-292/23 years

Alma Mater: Syracuse '71

Overall Record: 378-292/23 years

Green, who won his record fourth NEC title in 2005 and piloted the Knights to the NEC regular season championship a year ago, is set to embark upon his 24th season at the helm of the program. He has piloted the Knights to NEC crowns in 1985, 1988, 1998 and 2005, as well as regular season championships in 1985-86, 1987-88 and 2005-06. The dean of NEC coaches, Green is the all-time NEC leader in league (244) and tournament (26) victories.

Head Coaching Experience

1983-pres. Fairleigh Dickinson University, Teaneck, NJ

- Winningest coach in NEC history with 244 regular season league wins and 26 tournament victories.
- The Knights' NEC regular season title in 2005-06 was the fifth in his tenure.
- FDU's NIT appearance in 2006 was the second in school history (1991).
- FDU's 20-12 record in 2005-06 marked the seventh time in his career that the Knights have won 20+ games and second back-to-back 20-win campaign.
- Guided Knights to their fourth league crown and advanced to the NCAA Tournament in 2004-05, joining his teams from 1984-85, 1987-88 and 1997-98.
- His four NEC titles are the most of any coach in league annals.
- The Knights put a scare into top-seeded Illinois in the first round of the 2005 NCAA Tournament, trailing by just one at the half before falling by 12.
- Helped engineer an NEC-best 11-game turnaround for FDU in 2002-03.
- Won his 300th game at FDU on February 18, 2001.
- FDU has finished at .500 or better in 18 of his 23 seasons as head coach.
- Led Knights to the NEC title in 1997-98 and a near upset of UConn in the first round of the NCAA Tournament.
- Became FDU's all-time wins leader in 1996-97.
- His '90-'91 team went to the NIT for the first time in school history.
- His teams have been in 16 of the last 22 NEC tourney semifinals.
- Named NEC Coach of the Year in '86 and '87.

Assistant Coaching Experience

- 1976-1983 Tulane University, New Orleans, LA
 1972-1976 Syracuse University, Syracuse, NY
 • Helped team to '75 Final Four.
 1971-1972 Drew University, Madison, NJ

Playing Experience

- 1968-1971 Syracuse University, Syracuse, NY
 • Two-year starter at point guard.
 • Captain of '70-'71 team that went to NIT with 19-6 record.
 • Averaged 7.9 points and 5.6 assists per game as a senior.

Education

- Syracuse University, Syracuse, NY
 • Bachelor of Science, 1971, Education
 • Masters of Science, 1975, Education

Personal

- Resides in New Milford, NJ with his wife, Margo, and son, Brad.



GREEN at FDU

Year	Overall	NEC
1983-84	17-12	10-6
1984-85	21-10	10-4
1985-86	22-8	13-3
1986-87	19-10	11-5
1987-88	23-7	13-3
1988-89	17-12	11-5
1989-90	16-13	8-8
1990-91	22-9	13-3
1991-92	14-14	11-5
1992-93	11-17	8-10
1993-94	14-13	10-8
1994-95	16-12	11-7
1995-96	7-20	6-12
1996-97	18-10	13-5
1997-98	23-7	13-3
1998-99	12-16	9-11
1999-00	17-11	13-5
2000-01	13-15	10-10
2001-02	4-25	4-16
2002-03	15-14	9-9
2003-04	17-12	11-7
2004-05	20-13	13-5
2005-06	20-12	14-4
Total	378-292	244-154

Green's teams have won four NEC championships (1984-85, 1987-88, 1997-98 and 2004-05)



Five Questions With: Michael Peeples

How has the team adjusted to the departure of Chad Timberlake, Gordon Klaiber and Andrea Crosariol, who were so instrumental to the program's success in recent years?

We've adjusted pretty well to it as far as speed and quickness. We just learned how to play harder and adjust to a faster-paced game. The newcomers have adjusted to the team very well and we have great team chemistry this season.

Your first dose of notoriety came as a result of your performance in the closing seconds of the BracketBuster win over Wisconsin-Green Bay last season. Describe the final moments of that game and what the win meant for the team.

In the final moments of that game, I just wanted to play aggressive defense. I saw the play before it happened, so I went for the steal and got it. It was a big win for us - it really set the tone for the rest of our season. It got us some national recognition and let people know about Fairleigh Dickinson basketball.

What were your thoughts in the offseason knowing that you would be transitioning from a supporting to a feature role in the FDU offense?


I already knew that I had to be more of a team leader as a senior this season. So I knew that I had to step up and I worked on my overall game over the summer. I've been waiting for my time and my time is now.

Which player on the team will surprise everyone with his performance on the court this season?

Andre Harris, because he has really been a big contributor for us off the bench and now he has a chance to start and be a really big part of the offense. He worked really hard on his conditioning and we played a lot together over the summer to get ready.

While FDU came up just short in the 2006 NEC title game against Monmouth, it did add another chapter to the burgeoning rivalry between the two schools. How does it feel when you know Monmouth is coming up on the slate?

It's just like any other game except this is more of a personal rivalry because they beat us last year. Every game we play with them is intense and a lot of people look forward to that game. It's one of the biggest rivalries I've ever been in.



Fairleigh Dickinson

Knights


Fairleigh Dickinson became the first NEC team to compete in ESPN's BracketBuster event when the Knights went on the road to pull out a 68-64 win at Wisconsin-Green Bay on February 18, 2006. The Phoenix will now return that game when they visit the Rothman Center on November 28.

Administration	
Location:	Teaneck, NJ
Founded:	1942
Enrollment:	5,080
Nickname:	Knights
Colors:	Burgandy & Blue
Home Court/	Rothman Center/5,000
Capacity:	
Personnel	
President:	Dr. J. Michael Adams
Faculty	Richard Panicucci
Representative:	
Athletic Director:	David Langford
SWA:	Ann Gulino
Sports Information	
SID:	Sara Naggar
SID Phone:	(201) 692-2204
SID Fax:	(201) 692-9361
SID Home Phone:	(908) 347-6241
SID E-Mail:	snaggar@fd.edu
Press Row Phone:	(201) 692-9552
Hotline:	None
Website:	www.fduknight.com
Coaching Staff	
Head Coach:	Tom Green
Alma Mater/Year	Syracuse/1971
Record at FDU/	378-292/23
Years:	
Overall Record/	378-292/23
Years:	
Assistant Coaches:	Ron Brown (Associate), Damari Riddick, Jared Stephens
Office Phone:	(201) 692-2126
Basketball Info	
2005-06 Record:	20-12
NEC Record/Finish:	14-4/1st
NEC Tournament	Lost to Monmouth in
Finish:	NEC Championship Game
Starters	2/3
Returning/Lost:	
Letterwinners	9/3
Returning/Lost:	



Andre Harris

One of the premier post-up players in the conference, Harris has proven he can rise to the occasion when his number is called upon. The 6'7" forward from Detroit has reached double digits in 17 of the 29 games in which he has played 20 or more minutes as a reserve the last three seasons. Harris recorded his first career double-double a year ago with a career-high 22 points and 10 rebounds in a 71-68 win over Mount St. Mary's on December 10, 2005.



Leading Active...

Scorers				Assists			
Andre Harris	603	2003-06	Bernell Murray	135	2004-06		
Michael Peoples	468	2003-06	Michael Peoples	96	2003-06		
Bernell Murray	281	2004-06	Cameron Tyler	61	2005-06		
Cameron Tyler	146	2005-06	Andre Harris	47	2005-06		
Jordan Ingram	89	2003-06	John Blackgrove	18	2005-06		
Rebounders				Three-Pointers			
Andre Harris	324	2003-06	Michael Peoples	64	2003-06		
Michael Peoples	271	2003-06	Bernell Murray	57	2004-06		
Bernell Murray	128	2004-06	John Blackgrove	13	2005-06		
Jordan Ingram	89	2003-06	Eric Hazard	12	2005-06		
Cameron Tyler	40	2005-06	Jordan Ingram	6	2003-06		
			Cameron Tyler	6	2005-06		



2006-07 Schedule

N 14	at Providence	7:30 pm
N 18	at Seton Hall	1:00 pm
N 21	at St. Peter's	7:00 pm
N 28	UW-Green Bay	7:00 pm
D 2	Canisius	7:00 pm
D 5	at Drexel	7:30 pm
D 9	at QUINNIPIAC	4:00 pm
D 11	Mercy	7:00 pm
D 16	at Stony Brook	2:00 pm
D 22	Rider	7:00 pm
College of Charleston Tournament		
D 29	vs. IUPUI	5:30 pm
D 30	vs. Radford/Charleston	5:7:30 pm
J 6	WAGNER	7:00 pm
J 11	SAINT FRANCIS (PA)	7:00 pm
J 13	ROBERT MORRIS	7:00 pm
J 18	at CCSU	7:00 pm
J 20	at LONG ISLAND	4:00 pm
J 25	QUINNIPIAC	7:00 pm
J 27	at MOUNT ST. MARY'S	7:00 pm
J 30	at SACRED HEART	7:00 pm
F 1	at ROBERT MORRIS	7:00 pm
F 5	MONMOUTH	7:30 pm
F 9	ST. FRANCIS (NY)	7:00 pm
F 12	at MONMOUTH	7:30 pm
F 15	LONG ISLAND	7:00 pm
F 17	CCSU	7:00 pm
F 20	SACRED HEART	7:00 pm
F 24	at WAGNER	7:00 pm
F 26	at ST. FRANCIS (NY)	7:00 pm
NEC Tournament (all games at higher seed)		
M 1	Quarterfinals	
M 4	Semifinals	
M 7	Championship	

NEC Games in CAPS

2005-06 Results

N 12	at Guardians Classic (Morgantown, WV)	L 62-73
N 13	vs. Wofford	W 74-58
N 18	Louisiana-Monroe	W 74-58
N 18	at #24 Maryland	L 85-111
N 26	Dowling	W 96-50
N 29	QUINNIPIAC	W 76-70
D 2	at Canisius	W 69-65 (2 OT)
D 5	at Seton Hall	L 57-65
D 10	at MOUNT ST. MARY'S	W 71-68
D 17	Drexel	L 49-54
D 22	at St. Peter's	L 77-82
D 28	at #10 Louisville	L 66-89
J 5	ST. FRANCIS (PA)	W 73-64
J 12	at QUINNIPIAC	L 81-102
J 14	at CENTRAL CONNECTICUT STATE	L 74-88
J 20	ST. FRANCIS (NY)	W 64-55
J 23	SACRED HEART	W 81-73
J 26	at ST. FRANCIS (PA)	W 66-49
J 28	at ROBERT MORRIS	W 84-83
F 2	LONG ISLAND	W 78-65
F 4	at WAGNER	W 87-72
F 6	ROBERT MORRIS	W 93-78
F 9	at LONG ISLAND	W 96-74
F 11	MOUNT ST. MARY'S	W 69-58
F 16	at SACRED HEART	W 85-76
F 18	at UW-Green Bay (BracketBuster Pool)	W 68-64
F 20	at MONMOUTH	L 89-96 (2 OT)
F 22	WAGNER	L 66-72
F 27	MONMOUTH	W 79-62
NEC Tournament (all games at higher seed)		
M 2	#8 Quinnipiac	W 66-65
M 5	#5 Robert Morris	W 71-55
M 8	#3 Monmouth	L 48-49
Postseason NIT		
M 14	at Manhattan	L 77-80

NEC Games in CAPS

Fairleigh Dickinson

The Numbers

Fairleigh Dickinson has now qualified for the NEC Tournament in 24 of the 25 years the league has been in existence. No other league member has made more than 21 appearances.

FDU Year-By-Year Records

Year	Overall	Coach	Year	Overall	Coach
1949-50	10-7	Dick Holub	1986-87	19-10	Tom Green
1950-51	16-6	Dick Holub	1987-88	23-7	Tom Green
1951-52	22-4	Dick Holub	1988-89	17-12	Tom Green
1952-53	20-1	Dick Holub	1989-90	16-13	Tom Green
1953-54	17-3	Dick Holub	1990-91	22-9	Tom Green
1954-55	10-14	Dick Holub	1991-92	14-14	Tom Green
1955-56	9-15	Dick Holub	1992-93	11-17	Tom Green
1956-57	12-12	Dick Holub	1993-94	14-13	Tom Green
1957-58	9-15	Dick Holub	1994-95	16-12	Tom Green
1958-59	17-11	Dick Holub	1995-96	7-20	Tom Green
1959-60	14-11	Dick Holub	1996-97	18-10	Tom Green
1960-61	13-10	Dick Holub	1997-98	23-7	Tom Green
1961-62	12-11	Dick Holub	1998-99	12-16	Tom Green
1962-63	16-12	Dick Holub	1999-00	17-11	Tom Green
1963-64	12-10	Dick Holub	2000-01	13-15	Tom Green
1964-65	9-15	Dick Holub	2001-02	4-25	Tom Green
1965-66	15-10	Dick Holub	2002-03	15-14	Tom Green
1966-67	4-19	Jack Devine	2003-04	17-12	Tom Green
1967-68	10-12	Jack Devine	2004-05	20-13	Tom Green
1968-69	9-13	Jack Devine	2005-06	20-12	Tom Green
1969-70	13-10	Al LoBalbo	57 years 807-682		
1970-71	16-7	Al LoBalbo			
1971-72	15-9	Al LoBalbo			
1972-73	13-13	Al LoBalbo			
1973-74	11-14	Al LoBalbo			
1974-75	11-13	Al LoBalbo			
1975-76	9-13	Al LoBalbo			
1976-77	13-13	Al LoBalbo			
1977-78	6-18	Al LoBalbo			
1978-79	8-18	Al LoBalbo			
1979-80	13-11	Al LoBalbo			
1980-81	16-11	J. Donald Feeley			
1981-82	16-11	J. Donald Feeley			
1982-83	17-12	J. Donald Feeley			
1983-84	17-12	Tom Green			
1984-85	21-10	Tom Green			
1985-86	22-8	Tom Green			

Quick Facts

2005-06 Overall Record:	20-12
2005-06 NEC Record/Finish:	14-4/4th
NEC Tournament Finish:	Lost in title game
Starters Returning/Lost:	2/3
Letterwinners Returning/Lost:	9/3
2005-06 Final RPI:	141
Games Decided By 5 Points or Less:	5-4

NEC Record

Last Two Years:	27-9 (.750)
Last Three Years:	38-16 (.704)
Last Four Years:	47-25 (.653)
Last Five Years:	51-41 (.554)

Overall Record

Last Two Years:	40-25 (.615)
Last Three Years:	57-37 (.606)
Last Four Years:	72-51 (.585)
Last Five Years:	76-76 (.500)

Leading Returning Scorers

Michael Peoples	9.4 ppg
Andre Harris	7.9 ppg
Bernell Murray	6.9 ppg

Leading Returning Rebounders

Michael Peoples	4.7 rpg
Andre Harris	3.7 rpg
Bernell Murray	2.8 rpg

Leading Returning Assists

Bernell Murray	3.4 apg
Michael Peoples	2.2 apg
Cameron Tyler	2.2 apg

FDU in the NEC

Year	NEC Record	Tourney Seed	Head Coach
1981-82	12-3	No seeds	J. Donald Feeley
1982-83	9-5	No seeds	J. Donald Feeley
1983-84	10-6	3rd	Tom Green
1984-85	10-4	2nd	Tom Green
1985-86	13-3	1st	Tom Green
1986-87	11-5	2nd	Tom Green
1987-88	13-3	1st	Tom Green
1988-89	11-5	2nd	Tom Green
1989-90	8-8	5th	Tom Green
1990-91	13-3	2nd	Tom Green
1991-92	11-5	3rd	Tom Green
1992-93	8-10	5th	Tom Green
1993-94	10-8	5th	Tom Green
1994-95	11-7	5th	Tom Green
1995-96	6-12	7th	Tom Green
1996-97	13-5	2nd	Tom Green
1997-98	13-3	2nd	Tom Green
1998-99	9-11	7th	Tom Green
1999-00	13-5	2nd	Tom Green
2000-01	10-10	7th	Tom Green
2001-02	4-16	DNQ	Tom Green
2002-03	9-9	7th	Tom Green
2003-04	11-7	3rd	Tom Green
2004-05	13-5	2nd	Tom Green
2005-06	14-4	1st	Tom Green
25 years	265-162		

2005-06 Overall Statistics

##	Player	GP	GS	Min	Avg	TOTAL			3-PTS			FT	FTA	Pct	REBOUNDS				PF	FO	A	TO	Blk	Stl	Pts	Avg	
						FG	FGA	Pct	3FG	FGA	Pct				Off	Def	Tot	Avg									
1	TIMBERLAKE, Chad	30	30	1090	36.3	175	356	.492	39	101	.386	68	103	.660	59	106	165	5.5	48	0	126	63	17	41	457	15.2	
50	KLAIBER, Gordon	30	29	970	32.3	148	366	.404	49	143	.343	102	156	.654	48	126	174	5.8	81	3	53	60	41	48	447	14.9	
35	CROSARIOL, Andrea	32	31	849	26.5	147	237	.620	0	4	.000	66	116	.569	81	143	224	7.0	109	6	28	74	96	19	360	11.2	
30	PEEPLES, Michael	32	32	1003	31.3	114	255	.447	39	106	.368	34	53	.642	40	111	151	4.7	78	1	70	58	20	34	301	9.4	
00	HARRIS, Andre	31	3	539	17.4	101	219	.461	1	5	.200	42	72	.583	44	72	116	3.7	71	1	24	48	13	20	245	7.9	
21	MURRAY, Bernell	32	31	913	28.5	82	199	.412	42	122	.344	16	26	.615	15	73	88	2.8	53	0	108	59	5	41	222	6.9	
15	TYLER, Cameron	28	1	414	14.8	38	105	.362	6	23	.261	64	90	.711	12	28	40	1.4	36	0	61	54	1	12	146	5.2	
10	BLACKGROVE, John	22	1	286	13.0	28	84	.333	13	40	.325	12	16	.750	1	31	32	1.5	24	1	18	17	1	7	81	3.7	
33	HAZARD, Eric	25	1	169	6.8	16	39	.410	12	32	.375	6	8	.750	6	14	20	0.8	6	0	8	8	2	7	50	2.0	
55	INGRAM, Jordan	26	1	205	7.9	14	27	.519	6	8	.750	14	18	.778	23	24	47	1.8	27	1	6	11	7	5	48	1.8	
14	WICKS, Wesly	11	0	38	3.5	7	17	.412	1	1	1.000	3	4	.750	2	3	5	0.5	4	0	2	6	0	3	18	1.6	
20	COUSINS, Seve	10	0	24	2.4	1	5	.200	0	1	.000	0	0	.000	0	2	2	0.2	3	0	2	1	0	1	2	0.2	
TM	TEAM																										
	Total	32				871	1909	.456	208	586	.355	427	662	.645	377	799	1176	36.8	540	13	506	468	203	238	2377	74.3	
	Opponents	32				823	1981	.415	207	592	.350	412	593	.695	447	779	1226	38.3	580	-	432	480	89	241	2265	70.8	

2005-06 Conference Statistics

##	Player	GP	GS	Min	Avg	TOTAL			3-PTS			FT	FTA	Pct	REBOUNDS				PF	FO	A	TO	Blk	Stl	Pts	Avg	
						FG	FGA	Pct	3FG	FGA	Pct				Off	Def	Tot	Avg									
1	TIMBERLAKE, Chad	17	17	640	37.6	115	218	.528	25	57	.439	46	66	.697	38	63	101	5.9	21	0	76	35	10	25	301	17.7	
50	KLAIBER, Gordon	17	16	565	33.2	87	207	.420	30	80	.375	63	93	.677	25	75	100	5.9	44	2	30	35	23	22	267	15.7	
35	CROSARIOL, Andrea	18	17	469	26.1	84	123	.683	0	0	.000	45	80	.562	42	76	118	6.6	66	4	13	41	61	11	213	11.8	
30	PEEPLES, Michael	18	18	571	31.7	70	143	.490	26	61	.426	17	29	.586	24	68	92	5.1	42	0	38	34	10	21	183	10.2	
21	MURRAY, Bernell	18	17	559	31.1	50	116	.431	29	75	.387	11	19	.579	8	42	50	2.8	31	0	70	34	4	21	140	7.8	
00	HARRIS, Andre	17	2	294	17.3	57	119	.479	0	4	.000	18	31	.581	26	38	64	3.8	39	1	18	29	10	15	132	7.8	
15	TYLER, Cameron	15	1	187	12.5	19	50	.380	3	10	.300	29	45	.644	5	14	19	1.3	19	0	34	25	1	8	70	4.7	
10	BLACKGROVE, John	12	0	127	10.6	11	31	.355	5	14	.357	10	13	.769	0	9	9	0.8	10	0	9	5	0	3	37	3.1	
55	INGRAM, Jordan	15	1	100	6.7	11	16	.688	6	6	1.000	5	8	.625	9	16	25	1.7	12	0	4	6	3	2	33	2.2	
33	HAZARD, Eric	14	1	100	7.1	9	25	.360	8	21	.381	0	1	.000	5	7	12	0.9	5	0	7	6	0	3	26	1.9	
14	WICKS, Wesly	8	0	25	3.1	4	11	.364	0	0	.000	2	2	1.000	2	1	3	0.4	4	0	1	3	0	2	10	1.2	
20	COUSINS, Seve	6	0	13	2.2	0	4	.000	0	1	.000	0	0	.000	0	2	2	0.3	0	0	2	0	0	1	0	0.0	
TM	TEAM																										
	Total	18				517	1063	.486	132	329	.401	246	387	.636	204	450	654	36.3	293	7	302	256	122	134	1412	78.4	
	Opponents	18				483	1130	.427	122	339	.360	217	314	.691	242	412	654	36.3	336	-	251	259	39	135	1305	72.5	

Long Island

Blackbirds

NEC Predicted Finish: 3rd

2005-06 Record: 12-16, 9-9 NEC

After beginning the 2005-06 season with a 2-3 record in its final games at the Schwartz Athletic Center, Long Island turned things around after moving into its brand-new Wellness, Recreation & Athletic Center in late January. The Blackbirds opened the facility on January 26th with a 63-60 triumph over Sacred Heart and ended the year with a 6-1 record in their new digs.



When jotting down some of the key factors necessary for team success in college hoops, four seem to stand out: depth, size, experience and a star player. With that in mind, a quick scan of Long Island's roster indicates the Blackbirds could be headed for a big year in 2006-07.

Under fifth year head coach Jim Ferry, the Blackbirds are suddenly all grown up, with a core of veterans who have played together the last three years looking to make the final ascension to NEC championship contention. LIU will try to avoid the slow start that hampered the team last season, though a move into the university's new Wellness, Recreation & Athletic Center late in January seemed to infuse the program with a much-needed lift as the Blackbirds went on to win eight of their last 12 regular season games - including a 6-1 mark at home - before bowing to eventual champion Monmouth in the NEC quarterfinals.

If Ferry is to build on that late season run, he will need another big year from senior guard James Williams, a former NEC Rookie of the Year and two-time all-NEC honoree. Williams, a durable combo guard with sharp basketball acumen, can carry the Blackbirds for long stretches with his long distance shooting proficiency, ability to put the ball on the floor and create his own shot, and willingness to take - and make - clutch shots. In 2005-06, the DeSoto, TX native ranked third in the NEC in scoring at 16.6 ppg, and also finished third in made three-pointers (3.2/game), fourth in three-point percentage (.418), fifth in free throw percentage (.824) and 11th in assists (3.3 apg). Williams also enters the season as the league's lone returning 1,000-point scorer with 1,239 to his credit.

Senior Aubin Scott is back for another go-round as Williams' partner in the backcourt. A defensive stopper and outstanding rebounder for his size, the 6'2" Scott made strides in his mid-range game last season, finishing second on the squad with 9.8 ppg. A terrific finisher on the break, he ended the year fourth in the NEC in field goal accuracy (.605) and was eight in rebounding (6.8 rpg).

Sophomore guard Tyrone Mattison's insertion into the starting lineup at the midway point of the season coincided with the Blackbirds' strong stretch run. With quick hands on defense, the ability to motor up and down the floor and a knack for getting to the line, the 6'0" Mattison (4.8 ppg) will likely play a key role this season. For a change of pace, look for Ferry to insert senior guard Evan Meekins (4.9 ppg, 28 three-pointers), who spreads the floor and provides instant offense with his long range marksmanship.

The Blackbirds will feature a number of interchangeable parts in a deep frontcourt. Senior Esa Maki-Tulokas (6.8 ppg) started 19 games last season as he fought through injuries that limited his effectiveness at times. A fiery competitor, the 6'7" Maki-Tulokas will screen, step away and hit the three (21 treys), but also likes to mix it up under the hoop (3.9 rpg). Junior forward Paska Morkeliunas (7.4 ppg, 4.1 rpg) is another physical presence and nearly impossible to move off the low block. Yet another 6'7" forward, junior Kellen Allen (6.9 ppg), possesses a first-rate jump hook and is one of the best in the conference at drawing charges. Rounding out the veteran group of forwards are 6'5" junior Eugene Kotorobai and 6'5" sophomore Donovin McLendon. Kotorobai (6.2 ppg), who came back strong after missing the 2004-05 campaign with a stress fracture in his foot, is a fearless penetrator and finished second on the Blackbirds a year ago with 5.1 rpg. He also added another facet to his game, hitting 31 three-point shots at a 43.1 percent clip. McLendon (4.2 ppg) is a cat-quick swingman who is effective on the wing.

Ferry added even more size in the offseason with the signing of 6'8", 235 lb. Aurimas Adomaitis, who like Morkeliunas, attended Roanoke Catholic in Virginia and is a native of Kaunas, Lithuania. He also inked 6'1" guard Jaytorn Wisseh, who competed in high school locally at Brooklyn's Banneker Academy, and late signee Vernon Teel, a highly touted 6'3" guard out of Queens who last played at Laurinburg (NC) Prep.

James Williams

Williams, a former NEC Rookie of the Year and two-time all-conference performer, has a chance to close out his career as one of the top-10 scorers in conference history. The only current NEC player with over 1,000 points, Williams enters the 2006-07 season with 1,239 to his credit. He needs 533 points (an average of 18.4 ppg in a 29-game regular season) to reach the tenth spot, currently occupied by Charles Jones, who played at Long Island from 1996-98 and was a two-time NEC Player of the Year. With 201 career three-pointers, he is 40 shy of hitting the conference top-10 and 99 behind all-time leader Chris McGuthrie, who drilled 300 treys from 1993-96.

Long Island Roster

No	Player	Pos	Ht	Wt	Yr	Hometown/High School/Previous College
1	Eugene Kotorobai	F	6-5	210	Jr	Richmond Hill, Ontario/Cheshire (CT) Academy
2	Aubin Scott*	G/F	6-2	185	Sr	Hempstead, NY/Hempstead
3	James Williams*	G	5-10	180	Sr	DeSoto, TX/DeSoto
10	Esa Maki-Tulokas*	F	6-7	210	Sr	Forssa, Finland/Forssan Yhteislyseo
11	Tyrone Mattison*	G	6-0	195	So	Toronto, Canada/Eastern Commerce
15	Paulius Morkeliunas	F	6-7	235	Jr	Kaunas, Lithuania/Roanoke Catholic
23	Donovin McLendon	F	6-5	200	So	Miami, FL/Monsignor Pace (Notre Dame Prep (MA))
24	Evan Meekins	G	6-2	200	Sr	East Providence, RI/Proctor (NH) Academy
32	Kellen Allen*	F	6-7	225	Jr	Mansfield, TX/Mansfield Summit
34	Albert Forbes	F	6-5	240	So	Bronx, NY/All Hallows
Newcomers						
4	Ren Azinge	G	6-0	180	Fr	Brooklyn, NY/Lafayette
5	Anthony Gugino	G	6-2	210	Fr	North Palm Beach, FL/Cardinal Newman
21	Vernon Teel	G	6-3	200	Fr	Queens, NY/Laurinburg (NC) Prep
22	Jaytornah Wisseh	G	6-1	180	Fr	Brooklyn, NY/Banneker Academy
33	Aurimas Adomaitis	F/C	6-8	235	Fr	Kaunas, Lithuania/Roanoke Catholic

Key Losses

5	Randy Jones	G	5-11	175	So	West Palm Beach, FL/Notre Dame Prep (MA)
---	-------------	---	------	-----	----	--

* Starter Returning

Starter Lost



Jim Ferry

Alma Mater: Keene State '90

Record at LIU: 43-69/4 years

Overall Record: 147-88/8 years

Ferry has led Long Island to back-to-back seasons of .500 or better play within the NEC, a feat that had not been accomplished by the program since the Blackbirds reeled off three straight from 1996-99.



Head Coaching Experience

- 2002-pres. Long Island University, Brooklyn, NY**
- Led Blackbirds to an NEC Tournament quarterfinal win in 2004-05, the first for the program since reaching the title game in 1998.
 - LIU's 14 wins in 2004-05 was the most for the program since winning 23 in 1997-98.
 - Named the 11th coach in school history in April, 2002.
- 1999-02 Adelphi University, Garden City, NY**
- Posted an 82-11 record in three seasons at the Division II school.
 - Guided Panthers to back-to-back NCAA Elite Eight appearances in 2000-01 and 2001-02.
 - Named Division II Coach of the Year by Basketball Times following 2000-01 campaign.
 - Awarded NYCAC Coach of the Year honors in 2000-01 and 2001-02.
 - His 2000-01 squad finished 31-1, captured the NYCAC Tournament and took a 31-game winning streak into its Elite Eight appearance.
 - In 1999-00, Adelphi won its first conference championship in 36 years and reached the NCAA Northeast Regional final.
- 1998-99 Plymouth State College, Plymouth, NH**
- Guided the Panthers to a 22-8 record and a berth in the ECAC Division III New England Tournament Championship game in his lone season as head coach.
 - Led Plymouth State to the Little East regular season title and set a school record for victories.

Assistant Coaching Experience

- 1991-98 Bentley College, Waltham, MA
1990-91 Keene State, Keene, NH

Playing Experience

- 1987-90 Keene State, Keene, NH
- Averaged 14.0 ppg for his career, including a team-high 15.5 ppg as a junior.
 - A career 43 percent shooter (121-283) from three-point range.

Education

- Keene State, Keene, NH
- Bachelor of Science, 1990, Safety Studies

Personal

- He and his wife, Kelly, have four children: Victoria (13), twins Hannah and James (9) and newborn Leo.
- Enjoys playing basketball and spending time with his family.
- Born on July 9, 1967.

FERRY at LIU

Year	Overall	NEC
2002-03	9-19	7-11
2003-04	8-19	4-14
2004-05	14-15	10-8
2005-06	12-16	9-9
Total	43-69	30-42

Five Questions With: James Williams

With all five starters returning this season, LIU will take the court as one of the most experienced teams in the conference. What will it take to push the team over the top and capture the NEC championship?

We know we have the scoring to compete. We're just focused on getting our defense to the same level.

Describe your offseason training regimen and what aspect of your game you worked on to improve?

I worked on my body more than ever so I could run up and down the court nonstop. Other than that, I worked on my mid-range game since teams look at me primarily as a three-point shooter.

As a senior and three-year starter, what role have you played in the development of some of LIU's younger players?

I like to think I have a major role. Because of the accolades I have received, my teammates look up to me more than others so I try to be a leader both on and off the court.

How did it feel when you stepped onto the court at the Wellness, Recreation & Athletic Center for the first time last season?

It was like a breath of fresh air. The floor itself felt so much better on my body and the arena made me feel like more of a Division I athlete.

You are considered one of the top clutch players and long range shooters in the conference. What was the most memorable three-point shot of your LIU career?

Last year in the Battle of Brooklyn (against St. Francis (NY)). It was the grand opening of the Wellness Center. When we needed a basket, their four-man switched up on me off a ball screen and I nailed a three-pointer from the top of the key. The place went crazy and I felt invincible.



Long Island

Blackbirds

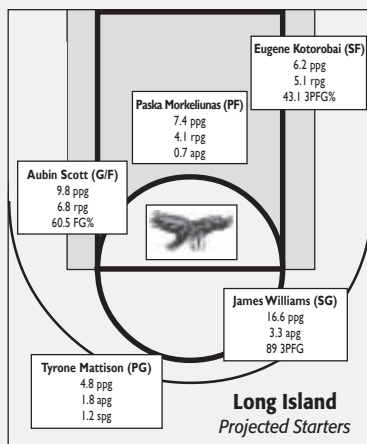
When Long Island takes on St. John's on November 28, it will mark the first meeting of the two New York City basketball programs since the Blackbirds upset the then-nicknamed Redmen, 76-73, on November 23, 1996. Long Island would go on to capture its second NEC championship that same season.

Administration	
Location:	Brooklyn, NY
Founded:	1926
Enrollment:	11,000
Nickname:	Blackbirds
Colors:	Black, Silver & Royal Blue
Home Court/	Wellness, Recreation &
Capacity:	Athletic Center/2,500
Personnel	
President:	Dr. David J. Steinberg
Faculty	Dr. Ralph Engelman
Representative:	
Athletic Director:	John Suarez
SWA:	Margaret Alaimo
Sports Information	
SID:	Jeff Mead
SID Phone:	(718) 488-1420
SID Fax:	(718) 780-3302
SID Home Phone:	TBA
SID E-Mail:	jeff.mead@liu.edu
Press Row Phone:	(718) 488-3338
Hotline:	None
Website:	www.liu.edu/blackbirds
Coaching Staff	
Head Coach:	Jim Ferry
Alma Mater/Year	Keene State/1990
Record at LIU/ Years:	43-69/4
Overall Record/ Years:	147-88/8
Assistant Coaches:	Jack Perri, Lenny Pitt, Rich Glesmann
Office Phone:	(718) 488-1528
Basketball Info	
2005-06 Record:	12-16
NEC Record/Finish:	9-9/Tie-4th
NEC Tournament	Lost to Monmouth in
Finish:	Quarterfinals
Starters	5/0
Returning/Lost:	
Letterwinners	10/1
Returning/Lost:	




Aubin Scott

One of the most versatile and well-rounded players in the conference, Scott does all the dirty work for the Blackbirds. An outstanding on-the-ball defender, the 6'2" Scott is also one of the best pound-for-pound rebounders in the NEC. Last year, he ranked eighth in the conference with 6.8 rpg and enters his senior year fifth among active NEC players with 406 career boards. Scott also finished eighth in the league a year ago with 1.4 steals per game. Providing some offensive punch, he stood fourth in the conference with a .603 field goal percentage and averaged 9.7 ppg.



Leading Active...

Scorers				Assists			
James Williams	1,239	2003-06	James Williams	290	2003-06		
Esa Maki-Tulokas	592	2003-06	Aubin Scott	153	2003-06		
Aubin Scott	557	2003-06	Esa Maki-Tulokas	98	2003-06		
Evan Meekins	502	2003-06	Evan Meekins	87	2003-06		
Eugene Kotorobai	356	2003-06	Eugene Kotorobai	47	2003-06		
Rebounders				Three-Pointers			
Esa Maki-Tulokas	418	2003-06	James Williams	201	2003-06		
Aubin Scott	406	2003-06	Evan Meekins	117	2003-06		
Eugene Kotorobai	270	2003-06	Esa Maki-Tulokas	66	2003-06		
James Williams	261	2003-06	Eugene Kotorobai	52	2003-06		
Evan Meekins	245	2003-06	Aubin Scott	17	2003-06		



2006-07 Schedule

N 11	Binghamton	7:00 pm
N 17	at Minnesota	7:00 pm
N 21	at Columbia	7:00 pm
N 25	Old Westbury	7:00 pm
N 28	at St. John's	7:30 pm
N 30	at Hartford	7:00 pm
D 2	New Hampshire	4:00 pm
D 7	at MONMOUTH	7:00 pm
D 9	Harvard	4:00 pm
D 13	at Penn State	7:30 pm
D 15	at Binghamton	7:00 pm
D 31	at St. Peter's	1:00 pm
J 4	MOUNT ST. MARY'S	7:00 pm
J 8	ST. FRANCIS (NY)	7:30 pm
J 11	ROBERT MORRIS	7:00 pm
J 13	SAINT FRANCIS (PA)	4:00 pm
J 15	at CCSU	2:00 pm
J 20	FAIRLEIGH DICKINSON	4:00 pm
J 22	at WAGNER	7:00 pm
J 27	at QUINNIPIAC	12:30 pm
J 30	WAGNER	7:00 pm
F 2	at SACRED HEART	7:30 pm
F 5	CCSU	7:00 pm
F 11	at ST. FRANCIS (NY)	4:00 pm
F 15	at FAIRLEIGH DICKINSON	7:00 pm
F 17	QUINNIPIAC	4:00 pm
F 20	MONMOUTH	7:00 pm
F 24	at SAINT FRANCIS (PA)	7:00 pm
F 26	at ROBERT MORRIS	7:00 pm
NEC Tournament (all games at higher seed)		
M 1	Quarterfinals	
M 4	Semifinals	
M 7	Championship	

NEC Games in CAPS

2005-06 Results

N 22	Columbia	L 63-80
N 26	at Penn State	L 64-80
N 29	at SMU	L 62-74
D 3	at New Hampshire	W 59-56
D 10	Hartford	W 85-80
D 14	at Harvard	L 79-91
D 22	CCNY	W 80-39
at College of Charleston Classic		
D 29	vs. Rider	L 59-63
D 30	vs. Longwood	L 69-86
J 5	MOUNT ST. MARY'S	L 57-73
J 7	CENTRAL CONNECTICUT STATE	L 74-83
J 12	at ST. FRANCIS (PA)	W 73-70 (OT)
J 14	at ROBERT MORRIS	L 66-70
J 18	at ST. FRANCIS (NY)	L 67-70
J 23	at QUINNIPIAC	L 69-82
J 26	SACRED HEART	W 63-60
J 28	WAGNER	W 75-65
F 2	at FAIRLEIGH DICKINSON	L 65-78
F 4	at SACRED HEART	W 80-65
F 9	FAIRLEIGH DICKINSON	L 74-96
F 11	MONMOUTH	W 78-72
F 13	at MOUNT ST. MARY'S	L 61-62
F 16	ROBERT MORRIS	W 74-69
F 18	ST. FRANCIS (PA)	W 72-60
F 22	at CENTRAL CONNECTICUT STATE	L 58-81
F 24	at WAGNER	W 75-60
F 27	ST. FRANCIS (NY)	W 67-64
NEC Tournament (all games at higher seed)		
M 2	at #3 Monmouth	L 63-74

NEC Games in CAPS

Long Island

The Numbers

Picked third in the NEC Preseason Coaches Poll, the Blackbirds will look to capture their first league championship since 1997. That season, Long Island was the nation's highest scoring team (91.5 ppg) and featured the nation's leading scorer in Charles Jones (30.1 ppg). Long Island also won it all in 1984 under longtime coach Paul Lizzo.

LIU Year-By-Year Records

Year	Overall	Coach	Year	Overall	Coach
1928-29	10-12-2	Herbert Raubenheimer	1971-72	13-12	Roy Rubin
1929-30	14-10	Herbert Raubenheimer	1972-73	13-12	Ron Smalls
1930-31	15-3	Arthur Carroll	1973-74	13-12	Ron Smalls
1931-32	16-4	Clair F. Bee	1974-75	13-12	Ron Smalls
1932-33	6-11	Clair F. Bee	1975-76	15-12	Paul Lizzo
1933-34	26-1	Clair F. Bee	1976-77	9-16	Paul Lizzo
1934-35	24-2	Clair F. Bee	1977-78	8-18	Paul Lizzo
1935-36	25-0	Clair F. Bee	1978-79	12-13	Paul Lizzo
1936-37	28-3	Clair F. Bee	1979-80	14-12	Paul Lizzo
1937-38	23-5	Clair F. Bee	1980-81	18-11	Paul Lizzo
1938-39	23-0	Clair F. Bee	1981-82	20-10	Paul Lizzo
1939-40	19-4	Clair F. Bee	1982-83	20-9	Paul Lizzo
1940-41	25-2	Clair F. Bee	1983-84	20-11	Paul Lizzo
1941-42	25-3	Clair F. Bee	1984-85	15-13	Paul Lizzo
1942-43	13-6	Clair F. Bee	1985-86	9-19	Paul Lizzo
1943-44	12-3	George Wolfe	1986-87	13-14	Paul Lizzo
1944-45	14-5	George Wolfe	1987-88	14-14	Paul Lizzo
1945-46	14-9	Clair F. Bee	1988-89	9-19	Paul Lizzo
1946-47	17-5	Clair F. Bee	1989-90	3-23	Paul Lizzo
1947-48	17-4	Clair F. Bee	1990-91	10-18	Paul Lizzo
1948-49	18-12	Clair F. Bee	1991-92	11-18	Paul Lizzo
1949-50	20-5	Clair F. Bee	1992-93	11-17	Paul Lizzo
1950-51	20-4	Clair F. Bee	1993-94	3-24	Paul Lizzo
1957-58	12-6	William T. (Buck) Lai	1994-95	11-17	Paul Lizzo
1958-59	7-14	William T. (Buck) Lai	1995-96	9-19	Ray Haskins
1959-60	12-9	William T. (Buck) Lai	1996-97	21-9	Ray Haskins
1960-61	13-10	William T. (Buck) Lai	1997-98	23-7	Ray Haskins
1961-62	12-9	Roy Rubin	1998-99	10-17	Ray Martin
1962-63	10-14	Roy Rubin	1999-00	8-19	Ray Martin
1963-64	14-9	Roy Rubin	2000-01	12-16	Ray Martin
1964-65	16-7	Roy Rubin	2001-02	0-9	Ray Martin
1965-66	22-4	Roy Rubin		5-13	Ron Brown
1966-67	22-7	Roy Rubin	2002-03	9-19	Jim Ferry
1967-68	22-2	Roy Rubin	2003-04	8-19	Jim Ferry
1968-69	17-6	Roy Rubin	2004-05	14-15	Jim Ferry
1969-70	16-9	Roy Rubin	2005-06	12-16	Jim Ferry
1970-71	10-15	Roy Rubin			
			78 years	1,043-755-2	

Quick Facts

2005-06 Overall Record:	12-16
2005-06 NEC Record/Finish:	9-9/6th
NEC Tournament/Finish:	Lost In QF
Starters Returning/Lost:	5/0
Letterwinners Returning/Lost:	10/1
2005-06 Final RPI:	274
Games Decided By 5 Points or Less:	6-4

NEC Record

Last Two Years:	19-17 (.528)
Last Three Years:	23-31 (.426)
Last Four Years:	30-42 (.417)
Last Five Years:	35-57 (.380)

Overall Record

Last Two Years:	26-31 (.456)
Last Three Years:	34-50 (.405)
Last Four Years:	43-69 (.384)
Last Five Years:	48-91 (.345)

Leading Returning Scorers

James Williams	16.6 ppg
Aubin Scott	9.8 ppg
Paulius Morkelionas	7.4 ppg

Leading Returning Rebounders

Aubin Scott	6.8 rpg
Eugene Kotorobai	5.1 rpg
Kellen Allen	4.5 rpg

Leading Returning Assists

James Williams	3.3 apg
Tyrone Mattison	1.8 apg
Aubin Scott	1.6 apg

LIU in the NEC

Year	NEC Record	Tourney Seed	Head Coach
1981-82	11-4	No seeds	
1982-83	11-3	No seeds	Paul Lizzo
1983-84	11-5	1st	Paul Lizzo
1984-85	9-5	3rd	Paul Lizzo
1985-86	4-12	8th	Paul Lizzo
1986-87	5-11	DNQ	Paul Lizzo
1987-88	8-8	4th	Paul Lizzo
1988-89	7-9	5th	Paul Lizzo
1989-90	1-15	DNQ	Paul Lizzo
1990-91	4-12	5th	Paul Lizzo
1991-92	7-9	6th	Paul Lizzo
1992-93	7-11	9th	Paul Lizzo
1993-94	2-16	9th	Paul Lizzo
1994-95	8-10	7th	Paul Lizzo
1995-96	5-13	8th	Ray Haskins
1996-97	15-3	1st	Ray Haskins
1997-98	14-2	1st	Ray Haskins
1998-99	10-10	5th	Ray Martin
1999-00	5-13	DNQ	Ray Martin
2000-01	12-8	4th	Ray Martin
2001-02	5-15	DNQ	Ray Martin (0-2) Ron Brown (5-13)
2002-03	7-11	8th	Jim Ferry
2003-04	4-14	DNQ	Jim Ferry
2004-05	10-8	4th	Jim Ferry
2005-06	9-9	6th	Jim Ferry
25 years	191-236		

2005-06 Overall Statistics

##	Player	GP	GS	Min	Avg	-----TOTAL-----			-----3-PTS-----			FT	FTA	Pct	-----REBOUNDS-----				PF	FO	A	TO	Blk	Stl	Pts	Avg	
						FG	FGA	Pct	3FG	FGA	Pct				Off	Def	Tot	Avg									
03	WILLIAMS, James	28	27	960	34.3	144	344	.419	89	213	.418	89	108	.824	11	59	70	2.5	72	4	92	92	2	24	466	16.6	
02	SCOTT, Aubin	25	24	774	31.0	92	152	.605	7	20	.350	54	78	.692	54	117	171	6.8	52	2	40	39	12	34	245	9.8	
15	MORKELIUNAS, Paska	28	10	508	18.1	67	195	.344	2	13	.154	70	105	.667	56	59	115	4.1	76	2	19	44	0	11	206	7.4	
05	JONES, Randy	26	13	575	22.1	63	168	.375	33	90	.367	24	28	.857	3	28	31	1.2	44	0	72	43	2	21	183	7.0	
01	KOTOROBAI, Eugene	28	8	624	22.3	61	141	.433	31	72	.431	22	40	.550	51	91	142	5.1	83	3	30	39	23	24	175	6.2	
32	ALLEN, Kellen	20	17	420	21.0	61	149	.409	0	1	.000	16	41	.390	35	55	90	4.5	52	2	12	25	10	8	138	6.9	
24	MEEKINS, Evan	28	4	509	18.2	41	123	.333	28	83	.337	26	39	.667	18	59	77	2.8	57	1	13	17	3	10	136	4.9	
10	MAKI-TULOKAS, Esa	20	19	469	23.5	53	115	.461	21	61	.344	8	21	.381	33	45	78	3.9	48	1	20	24	6	14	135	6.8	
11	MATTISON, Tyrone	23	13	325	14.1	31	83	.373	11	34	.324	37	46	.804	3	20	23	1.0	34	0	41	47	1	28	110	4.8	
22	MCLENDON, Donovin	22	0	289	13.1	33	84	.393	16	54	.296	11	16	.688	12	32	44	2.0	26	0	17	25	7	10	93	4.2	
04	BENJAMIN, Naim	16	0	147	9.2	15	45	.333	3	13	.231	4	10	.400	7	4	11	0.7	8	0	4	9	1	5	37	2.3	
23	ROMER, Jason	2	0	19	9.5	1	5	.200	1	5	.200	4	4	1.000	1	3	4	2.0	0	0	0	1	0	0	7	3.5	
TM	TEAM																										
	Total	28				662	1604	.413	242	659	.367	365	536	.681	323	619	942	33.6	552	15	360	411	67	189	1931	69.0	
	Opponents	28				727	1571	.463	179	507	.353	370	558	.663	324	713	1037	37.0	528	-	432	431	91	198	2003	71.5	

2005-06 Conference Statistics

##	Player	GP	GS	Min	Avg	-----TOTAL-----			-----3-PTS-----			FT	FTA	Pct	-----REBOUNDS-----				PF	FO	A	TO	Blk	Stl	Pts	Avg	
						FG	FGA	Pct	3FG	FGA	Pct				Off	Def	Tot	Avg									
03	WILLIAMS, James	18	18	611	33.9	97	231	.420	60	146	.411	54	63	.857	5	41	46	2.6	53	3	59	51	0	15	308	17.1	
02	SCOTT, Aubin	18	18	594	33.0	71	114	.623	7	19	.368	41	59	.695	34	79	113	6.3	39	1	32	29	8	21	190	10.6	
15	MORKELIUNAS, Paska	18	6	308	17.1	41	119	.345	0	6	.000	44	63	.698	35	36	71	3.9	45	1	12	29	0	7	126	7.0	
10	MAKI-TULOKAS, Esa	18	18	427	23.7	48	106	.453	19	57	.333	7	20	.350	29	39	68	3.8	40	0	19	20	6	14	122	6.8	
01	KOTOROBAI, Eugene	18	0	385	21.4	40	94	.426	22	53	.415	15	27	.556	33	64	97	5.4	47	2	19	24	17	12	117	6.5	
05	JONES, Randy	17	5	325	19.1	38	105	.362	21	61	.344	13	17	.765	2	18	20	1.2	24	0	42	27	1	11	110	6.5	
32	ALLEN, Kellen	14	12	292	20.9	39	98	.398	0	1	.000	12	32	.375	31	41	72	5.1	35	1	4	17	9	8	90	6.4	
11	MATTISON, Tyrone	17	12	218	12.8	18	48	.375	7	21	.333	28	33	.848	2	15	17	1.0	22	0	30	26	0	15	71	4.2	
24	MEEKINS, Evan	18	1	294	16.3	19	69	.275	14	47	.298	9	15	.600	9	35	44	2.4	37	1	4	10	1	5	61	3.4	
22	MCLENDON, Donovin	12	0	139	11.6	14	38	.368	8	23	.348	8	10	.800	6	16	22	1.8	14	0	10	11	1	1	44	3.7	
04	BENJAMIN, Naim	7	0	26	3.7	4	9	.444	0	1	.000	1	3	.333	1	1	2	0.3	1	0	0	2	0	0	9	1.3	
TM	TEAM																										
	Total	18				429	1031	.416	158	435	.363	232	342	.678	212	408	620	34.4	357	9	231	249	43	109	1248	69.3	
	Opponents	18				461	999	.461	123	340	.362	235	363	.647	201	451	652	36.2	346	-	278	267	58	122	1280	71.1	

Monmouth

Hawks

NEC Predicted Finish: 1st

2005-06 Record: 19-15, 12-6 NEC

In a nod to the consistency of the program under head coach Dave Calloway, Monmouth is the only one of 20 New York Metropolitan area Division I teams that has finished over .500 in each of the last six seasons. In that time frame, the Hawks have won 110 games - second only to Manhattan's 117 - and captured three NEC titles.



It was a magic carpet ride for the **Monmouth** men's basketball program in 2005-06. An early season win over eventual Missouri Valley champion Southern Illinois at the Great Alaska Shootout foreshadowed what was to come in the months ahead. After a third place regular season finish, the Hawks rolled to the title game where they went on the road to take home their third NEC championship trophy in the last six years on a last second layup to defeat in-state rival Fairleigh Dickinson before a nationwide audience on ESPN2. The following week saw Monmouth win its first NCAA Tournament game in school history with an opening round blowout over Hampton, followed by a tightly contested loss to #1 seed Villanova that provided a final bookend to an unforgettable year.

While last season boosted the school's profile exponentially, tenth year head coach Dave Calloway is just as proud of his program's consistency in recent years. Monmouth has finished with a winning record in league play each season since 2000-01 and is the only one of 19 New York Metropolitan area Division I teams that has finished over .500 in each of the last six years. Despite a changing of the guard in the backcourt, the Hawks look to have ample staying power and should once again contend for the NEC crown.

With four-year linchpins Tyler Azzarelli and Chris Kenny lost to graduation, Calloway will not only have to replace their leadership on-and-off the court, but their ability to perform in the clutch. The most likely candidate to fulfill the aforementioned roles is senior forward Marques Alston. The 6'4", 230 lb. Alston already has the clutch part down pat, having hit a number of game-winning shots over his three years at the West Long Branch school. He creates numerous matchup problems with his quickness and strength, and gives the Hawks a multi-skilled performer and low post presence who also has the ability to float out to the perimeter on occasion. Last year, he finished second on the team with 11.6 ppg and paced the Hawks with 5.3 rpg.

Two other senior starters return in 6'6" guard Dejan Delic and 6'10" center Corey Hallett. Delic, who paced Monmouth's balanced scoring attack with 12.3 ppg last season, works well off screens and with nice size for his position is one of the best pure shooters in the conference. His 67 three-pointers ranked him seventh on the circuit, and he closed out his year with an impressive 17-point, six-rebound, three-assist effort against Villanova. Hallett (4.9 ppg, 3.2 rpg) mans the high post on offense where he frequently spots up for his reliable mid-range jumper.

Perhaps the most recognizable figure and potentially the most dominating player in the conference is 7'2" center John Bunch, who returns for his senior season. Bunch, who underwent offseason knee surgery, is one of the few truly disruptive forces in the country on defense. Despite missing nine games and averaging just under 21 minutes per contest, he ranked second in the NEC with 74 rejections and also snared 5.2 rpg. As the season progressed, Bunch began to refine his post game and finished the year averaging 8.0 ppg. He played a key role in Monmouth's second half comeback in the NEC title game, finishing the contest with six points, seven rebounds and six blocks.

Much of Monmouth's success can be credited to its patented motion offense, which Azzarelli, in particular, ran to perfection, often setting Kenny up for drive-and-dish three-point opportunities. How quickly sophomores Whitney Coleman and Mike Shipman adapt to their lead roles in the backcourt could very well be the story of the season for Monmouth. Both players received a crash course as freshmen a year ago with Coleman claiming NEC all-Rookie honors, while Shipman became a key player during the stretch drive. Coleman is an explosive athlete, and at 6'3" is a tremendous leaper for his size. He averaged 6.8 ppg and shot a team-high 43.1 percent from three-point land. Shipman (5.5 ppg, 2.3 rpg) can breakdown opposing defenses with his ability to penetrate and kick to the Hawks' cadre of shooters. Sophomore guard Alex Nunner will also fill a role as a designated three-point specialist.

Calloway added weapons at three different positions in the offseason. He stayed local to add Deptford star Rickie Crews, a bouncy 6'7" forward who can put the ball on the floor; shoot from the outside and block shots. Another Garden State recruit is 6'11" Jhamar Youngblood, a defensive whiz who played at national power St. Patrick's, which captured the 2006 New Jersey Tournament of Champions title. The Hawks went international to find 6'10" center Adam Dobriansky, who like future frontcourt mate Hallett, hails from Canada, and Yaniv Simpson, a 6'3" sharpshooter from Israel. Calloway added even more size with the addition of Dutch Gaitley, a 6'9" center out of Haverford, PA.

Marques Alston

Aside from his well earned reputation as a clutch performer, what **Alston** has provided to Monmouth in his three seasons is a consistent offensive presence who delivers when called upon. A year ago, Alston willed Monmouth to a 96-89 double-overtime victory over Fairleigh Dickinson in a key matchup on February 20th with a career-high 28-point, six-rebound effort. He scored seven points in the final five minutes of regulation, including a fadeaway jumper with 25 seconds left on the clock to cap a rally from a 12-point deficit with eight minutes to play. Alston went on to earn NEC Tournament Most Valuable Player honors after notching a double-double with 14 points and 10 rebounds in the title game. Expect the all-NEC forward's numbers to increase across the board as he looks to capture the third conference title of his career.

Monmouth Roster

No	Player	Pos	Ht	Wt	Yr	Hometown/High School/Previous College
1	Dejan Delic*	G	6-6	215	Sr	Belgrade, Serbia-Montenegro/Bridgton Academy (ME)
2	Alex Nunner	G	6-3	185	So	Leibnitz, Austria/Bhak Bruck Mur
5	Whitney Coleman	G	6-3	190	So	Salem, CT/East Lyme (St. Thomas More Prep)
10	Mike Shipman	G	6-1	185	So	Bronx, NY/Middletown
13	Corey Hallett*	C	6-10	230	Sr	Shelburne, Nova Scotia/Shelburne (Central Michigan)
23	Marques Alston*	F	6-4	230	Sr	Neptune, NJ/Neptune
33	Steve Bazz	G	6-2	175	Sr	West Long Branch, NJ/Shore Regional
45	Shawn Barlow	C	6-11	250	RFr	Marlton, NJ/St. Augustine's Prep
45	John Bunch	C	7-2	320	Sr	Randallstown, MD/Randallstown (Lincoln U.)

Newcomers

3	Jhamar Youngblood	G	6-1	190	Fr	Newark, NJ/St. Patrick's
4	T.J. Tibbs	G	5-7	165	Fr	Staten Island, NY/St. Peter's Prep
11	Yaniv Simpson	G	6-3	185	Fr	Kfar Saba, Israel/Maccabiah Rishon Lezion
12	Rickie Crews	F	6-7	195	Fr	Deptford, NJ/Deptford
34	Dutch Gaitley	C	6-9	225	Fr	Haverford, PA/Archbishop Carroll
52	Adam Dobriansky	C	6-10	225	Fr	Winnipeg, Manitoba/MBCI

Key Losses

3	Tyler Azzarelli#	G	6-1	170	
20	Tyson Johnson	F	6-6	220	
34	Brent Wilson	F	6-8	215	
35	Chris Kenny#	G	6-3	210	

* Starter Returning

Starter Lost



Dave Calloway

Record at MU: 130-122/9 years

Alma Mater: Monmouth '91

Overall Record: 130-122/9 years

A four-year letterwinner and NEC all-star back in his playing days with Monmouth, Calloway has participated in eight NEC Championship games (winning four) with the Hawks as a player or coach. He played in two (losing in 1988 and 1990) and served as a Monmouth assistant in three more (winning in 1996; losing in 1994 and 1997) before striking gold as a head coach in 2001, 2004 and 2006.



Head Coaching Experience

- 1998-pres. Monmouth University, West Long Branch, NJ**
- Led Monmouth to NEC championships in 2000-01, 2003-04 and 2005-06.
 - Engineered the first NCAA Tournament win in school history with a 71-49 triumph over Hampton on March 14, 2006.
 - Took Hawks' to back-to-back NEC regular season crowns in 2003-04 and 2004-05, the first in program history.
 - His teams have posted six straight winning conference campaigns and a combined 80-32 record in NEC play over the last six seasons, eight more wins than any other league program.
 - Named NEC Coach of the Year in 2000-01.
 - The Hawks' 21 victories in 2000-01 were the most for the program since a 21-win season in 1981-82.
 - Calloway has now participated in eight NEC championship games as a player or coach.
 - Guided Hawks to a 9-9 NEC mark in 1999-2000, the program's finest showing since 1996-97.
 - At 29, became the second youngest head coach in Division I in 1997-98.
 - Produced a 3-10 record after taking over for Wayne Szoke on an interim basis midway through the 1997-98 season
 - Hired as full-time coach February 25, 1998.

Assistant Coaching Experience

- 1991-1998 Monmouth University, West Long Branch, NJ**
- Helped guide 1995-96 team to its first NEC title and NCAA Tournament appearance.

Playing Experience

- 1987-1991 Monmouth University, West Long Branch, NJ**
- Four-year letterwinner for the Hawks and two-time team captain.
 - Holder of every three-point shooting mark MU history.
 - Owns NEC record for 3-point field goal percentage in a season (59 percent in 1989).
 - Earned Academic All-American honors.

Education

- Monmouth University, West Long Branch, NJ
- Bachelor of Arts with full honors, 1991, Business Management

Personal

- Born on October 7, 1968.
- Had his number 40 retired by St. Joseph's High School following an outstanding prep career.
- Native of Williamstown, NJ.
- Currently resides in Belmar, NJ with his wife, Denise, and son Dave (six).

CALLOWAY at MU

Year	Overall	NEC
1997-98	3-10	3-9
1998-99	5-21	5-13
1999-00	12-16	9-9
2000-01	21-10	15-5
2001-02	18-12	14-6
2002-03	15-13	13-5
2003-04	21-12	12-6
2004-05	16-13	14-4
2005-06	19-15	12-6
Total	130-122	97-63

Calloway's teams have won three NEC championships (2000-01, 2003-04 and 2005-06)

Five Questions With: Corey Hallett



1. To what degree has the team chemistry changed with the loss of Tyler Azzarelli and Chris Kenny? Additionally, how have last year's freshman (Whitney Coleman and Mike Shipman) adjusted to their starting backcourt roles?

Obviously with Tyler and Chris leaving we have major shoes to fill. That being said, what team in America doesn't have to adjust to differing roles every year? One of the biggest challenges Deki, Marcus and I face this year as team captains is replacing the leadership we lost. Our team has gelled very well early; we get along great both on and off the court. This I feel will be able to carry us throughout the season. Ship and Whit have made a great transition to the starting lineup. They played major minutes last year on a championship team so they know how to win. It is their show to run now and I promise you they won't disappoint.

2. Being a participant in the NCAA opening round game seems to have both positives and negatives. What was your impression of the game with Hampton, the atmosphere in Dayton and the fact that two teams have to play their way into the bracket?

Going to Dayton was a great experience for our team. The atmosphere was that of a Tournament game and being that we had to play our way into the bracket we used it as motivation. Obviously not performing well out of conference last year hurt us during the selection process, so even before Selection Sunday we knew there was a chance we could be going to Dayton. It turned out great for not only Monmouth University, but our Conference because we won a game on national television when no others were played that night. It also gave us momentum to take to Philly when we faced Villanova.

3. What were your thoughts prior to the game with Villanova. Contrast them with your feelings in the second half when it became a nip-and-tuck battle?

We had played Villanova in the 2004-05 season so we were familiar with them. If I said we weren't nervous before the game I would be lying but once the ball goes up it is basketball. We have done it our whole lives and the nerves go away and you just play. You always think going into a game you are going to win, and that game was no different. It was no shock to us when the game got close because you go into every game to win. We knew we had a shot to win, unfortunately we just could not pull it out in the end.

4. Monmouth never seems to have a down year in basketball. To what do you attribute the consistency of the program?

I think this program's ability to be at the top of the conference year in and year out can be attributed to our defense. Every year I have been here we have been at the top of the conference in defense, and that allows us to win games when we are not shooting the ball well. As we all know your shot is not there every night but there is no excuse not to get it done on the defensive end of the court. Coach Krayl stresses this to us everyday in practice, so when we do step on the court it is like second nature to us. It gives us a chance to win the game no matter who we are playing.

5. What do you consider the finest individual game of your career?

The finest game of my career would definitely be winning the Northeast Conference championship last year. It may not have been statistically my best game but nothing compares to winning the conference championship on our rivals' floor in front of a national TV audience. It is every college basketball player's dream to play in the NCAA tournament and when you reach it, there is nothing like it. That overshadows any of my career-highs individually.



Monmouth

Hawks

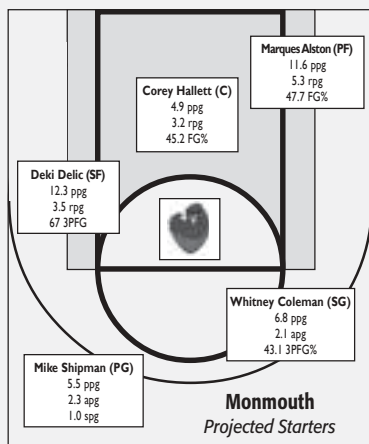
After defeating Missouri Valley champion Southern Illinois and nearly downing South Carolina in last year's Great Alaska Shootout, the Hawks will compete in a similar multi-team event to open the 2006-07 season, the Cox Communications Classic hosted by Old Dominion. Monmouth will take on the host Monarchs on November 10, then face Clemson and Arkansas State the following two days.

Administration	
Location:	West Long Branch, NJ
Founded:	1933
Enrollment:	4,501
Nickname:	Hawks
Colors:	Midnight Blue and White
Home Court/	William T. Boylan
Capacity:	Gymnasium/2,500
Personnel	
President:	Vice Admiral Paul T. Gaffney II
Faculty	Dr. David Paul
Representative:	
Athletic Director:	Dr. Marilyn McNeil
SWA:	Patti Adorna
Sports Information	
SID:	Chris Tobin
SID Phone:	(732) 571-4447
SID Fax:	(732) 571-3535
SID Home Phone:	TBA
SID E-Mail:	ctobin@monmouth.edu
Press Row Phone:	(732) 571-3677
Hotline:	(732) 571-HAWK
Website:	www.monmouth.edu/athletics
Coaching Staff	
Head Coach:	Dave Calloway
Alma Mater/Year	Monmouth/1991
Record at MU/ Years:	130-122/8
Overall Record/ Years:	130-122/8
Assistant Coaches:	Mark Calzonetti, Ron Krayl
Office Phone:	(732) 571-7584
Basketball Info	
2005-06 Record:	19-15
NEC Record/Finish:	12-6/3rd
NEC Tournament	Defeated FDU in NEC Championship Game
Finish:	
Starters	3/2
Returning/Lost:	
Letterwinners	8/4
Returning/Lost:	



John Bunch

The biggest player in the NEC made one of the biggest impacts in the conference last season. The 7'2", 320 lb. Bunch gave Monmouth a defensive presence in the middle that could not be matched by fellow conference rivals. Bunch swatted 74 shots in 25 games, including six in the NEC title game against Fairleigh Dickinson and five more in the Hawks' NCAA play-in game win over Hampton. Used off the bench, the Randallstown, MD native averaged just under 21 minutes per contest, but displayed some nimble offensive moves, putting up 8.0 ppg, while hitting at a 52.8 percent clip from the floor.



Leading Active...

Scorers				Assists			
Marques Alston	795	2003-06	Marques Alston	164	2003-06		
Dejan Delic	728	2003-06	Dejan Delic	137	2003-06		
Corey Hallett	246	2004-06	Whitney Coleman	70	2005-06		
Whitney Coleman	232	2005-06	Mike Shipman	61	2005-06		
John Bunch	199	2005-06	Corey Hallett	34	2004-06		
Rebounders				Three-Pointers			
Marques Alston	416	2003-06	Dejan Delic	150	2003-06		
Dejan Delic	215	2003-06	Marques Alston	45	2003-06		
Corey Hallett	174	2004-06	Whitney Coleman	25	2005-06		
John Bunch	131	2005-06	Alex Nunner	10	2005-06		
Whitney Coleman	99	2005-06	Mike Shipman	10	2005-06		



2006-07 Schedule

Cox Communications Classic @ Old Dominion		
N 10	at Old Dominion	6:30 pm
N 11	vs. Clemson	6:30 pm
N 12	vs. Arkansas State	2:00 pm
N 18	at Houston	2:00 pm
N 20	at Texas A&M-Corpus Christi	7:00 pm
N 25	St. Peter's	4:00 pm
N 28	at Penn	7:00 pm
N 30	at Rider	7:30 pm
D 4	at Seton Hall	7:30 pm
D 7	LONG ISLAND	7:00 pm
D 9	Hartford	7:00 pm
D 29	Lehigh	7:00 pm
D 31	Loyola Marymount	1:30 pm
J 4	WAGNER	7:00 pm
J 6	MOUNT ST. MARY'S	7:00 pm
J 11	at SACRED HEART	2:00 pm
J 13	at QUINNIPIAC	1:00 pm
J 20	at CCSU	4:00 pm
J 22	at ST. FRANCIS (NY)	7:00 pm
J 25	LONG FRANCIS (PA)	7:00 pm
J 27	ROBERT MORRIS	7:00 pm
F 3	ST. FRANCIS (NY)	7:00 pm
F 5	at FAIRLEIGH DICKINSON	7:30 pm
F 8	at WAGNER	7:00 pm
F 12	FAIRLEIGH DICKINSON	7:30 pm
F 15	CCSU	7:00 pm
F 17	at MOUNT ST. MARY'S	7:00 pm
F 20	at LONG ISLAND	7:00 pm
F 23	SACRED HEART	7:00 pm
F 26	at SAINT FRANCIS (PA)	7:00 pm
NEC Tournament (all games at higher seed)		
M 1	Quarterfinals	
M 4	Semifinals	
M 7	Championship	

NEC Games in CAPS

2005-06 Results

N 21	at San Francisco	L 66-70
	at Great Alaska Shootout (Anchorage, AK)	
N 24	vs. Southern Illinois	W 80-68
N 25	vs. South Carolina	L 56-62
N 26	vs. Oral Roberts	L 54-62
D 3	Rider	L 67-75
D 6	at St. Peter's	L 60-73
D 8	at Seton Hall	L 45-61
D 12	at Lehigh	L 57-71
D 14	at Princeton	W 41-21
D 18	SACRED HEART	W 73-64
D 28	at Hartford	W 56-54
D 31	Drexel	L 49-53
J 3	at ST. FRANCIS (NY)	W 66-59
J 5	ROBERT MORRIS	L 75-87
J 7	ST. FRANCIS (PA)	W 55-53
J 12	at CENTRAL CONNECTICUT STATE	W 61-57
J 14	at QUINNIPIAC	W 85-82 (OT)
J 19	MOUNT ST. MARY'S	L 54-64
J 21	QUINNIPIAC	W 80-74 (2 OT)
J 26	at ROBERT MORRIS	L 65-73
J 28	at ST. FRANCIS (PA)	W 74-56
F 4	CENTRAL CONNECTICUT STATE	W 63-48
F 6	at WAGNER	W 74-58
F 11	at LONG ISLAND	L 72-78
F 13	WAGNER	W 61-55
F 18	at MOUNT ST. MARY'S	L 69-75
F 20	FAIRLEIGH DICKINSON	W 96-89 (2 OT)
F 25	ST. FRANCIS (NY)	W 74-68
F 27	at FAIRLEIGH DICKINSON	L 62-79
NEC Tournament (all games at higher seed)		
M 2	#6 Long Island	W 74-63
M 5	at #2 CCSU	W 62-48
M 8	at #1 Fairleigh Dickinson	W 49-48
NCAA Tournament		
M 14	vs. #16 Hampton (in Dayton)	W 71-49
M 17	vs. #1 Villanova (in Philadelphia)	L 45-58

NEC Games in CAPS

Monmouth

The Numbers

Monmouth has found success within the NEC the last six years, closing out each season above .500 in league play. With a winning conference slate in 2006-07, the Hawks would move past Marist (1984-90) and pull to within one of all-time record holder Fairleigh Dickinson, which posted eight straight winning conference seasons from 1981-89.

Monmouth Year-By-Year Records

Year	Overall	Coach	Year	Overall	Coach
1956-57	8-4	Bill Boylan	1992-93	11-17	Wayne Szoke
1957-58	13-6	Bill Boylan	1993-94	18-18	Wayne Szoke
1958-59	12-2	Bill Boylan	1994-95	13-14	Wayne Szoke
1959-60	13-8	Bill Boylan	1995-96	20-10	Wayne Szoke
1960-61	15-6	Bill Boylan	1996-97	18-11	Wayne Szoke
1961-62	22-3	Bill Boylan	1997-98	1-13	Wayne Szoke
1962-63	11-11	Bill Boylan		3-10	Dave Calloway
1963-64	15-10	Bill Boylan	1998-99	5-21	Dave Calloway
1964-65	14-11	Bill Boylan	1999-00	12-16	Dave Calloway
1965-66	26-4	Bill Boylan	2000-01	21-10	Dave Calloway
1966-67	23-5	Bill Boylan	2001-02	18-12	Dave Calloway
1967-68	27-2	Bill Boylan	2002-03	15-13	Dave Calloway
1968-69	24-6	Bill Boylan	2003-04	21-12	Dave Calloway
1969-70	17-11	Bill Boylan	2004-05	16-13	Dave Calloway
1970-71	16-11	Bill Boylan	2005-06	19-15	Dave Calloway
1971-72	17-9	Bill Boylan	50 Years	798-555	
1972-73	13-14	Bill Boylan			
1973-74	19-9	Bill Boylan			
1974-75	22-7	Bill Boylan			
1975-76	22-5	Bill Boylan			
1976-77	15-13	Bill Boylan			
1977-78	8-17	Ron Kornegay			
1978-79	16-12	Ron Kornegay			
1979-80	19-10	Ron Kornegay			
1980-81	25-4	Ron Kornegay			
1981-82	21-9	Ron Kornegay			
1982-83	12-17	Ron Kornegay			
1983-84	6-21	Ron Kornegay			
1984-85	12-15	Ron Kornegay			
1985-86	9-19	Ron Kornegay			
1986-87	1-6	Ron Kornegay			
	7-13	Ron Krayl			
1987-88	16-13	Wayne Szoke			
1988-89	15-13	Wayne Szoke			
1989-90	17-12	Wayne Szoke			
1990-91	19-10	Wayne Szoke			
1991-92	20-9	Wayne Szoke			

Quick Facts

2005-06 Overall Record:	19-15
2005-06 NEC Record/Finish:	12-6/3rd
NEC Tournament Finish:	Won NEC title
Starters Returning/Lost:	3/2
Letterwinners Returning/Lost:	8/4
2005-06 Final RPI:	135
Games Decided By 5 Points or Less:	5-2

NEC Record

Last Two Years:	26-10 (.722)
Last Three Years:	38-16 (.704)
Last Four Years:	51-21 (.708)
Last Five Years:	65-27 (.707)

Overall Record

Last Two Years:	35-28 (.556)
Last Three Years:	56-40 (.583)
Last Four Years:	71-53 (.573)
Last Five Years:	89-65 (.578)

Leading Returning Scorers

Dejan Delic	12.3 ppg
Marques Alston	11.6 ppg
John Bunch	8.0 ppg

Leading Returning Rebounders

Marques Alston	5.3 rpg
John Bunch	5.2 rpg
Dejan Delic	3.5 rpg

Leading Returning Assists

Mike Shipman	2.3 apg
Marques Alston	2.2 apg
Dejan Delic	2.1 apg

MU in the NEC

Year	NEC Record	Tourney Seed	Head Coach
1985-86	6-10	Ineligible	Ron Kornegay
1986-87	4-12	--	Kornegay (0-0)/ Ron Krayl (4-12)
1987-88	11-5	2nd	Wayne Szoke
1988-89	9-7	3rd	Wayne Szoke
1989-90	11-5	2nd	Wayne Szoke
1990-91	10-6	3rd	Wayne Szoke
1991-92	11-5	2nd	Wayne Szoke
1992-93	7-11	8th	Wayne Szoke
1993-94	13-5	2nd	Wayne Szoke
1994-95	11-7	4th	Wayne Szoke
1995-96	14-4	3rd	Wayne Szoke
1996-97	12-6	3rd	Wayne Szoke
1997-98	3-13	8th	Szoke (0-4)/ D. Calloway (3-9)
1998-99	5-13	DNQ	Dave Calloway
1999-00	9-9	6th	Dave Calloway
2000-01	15-5	2nd	Dave Calloway
2001-02	14-6	4th	Dave Calloway
2002-03	13-5	2nd	Dave Calloway
2003-04	12-6	1st	Dave Calloway
2004-05	14-4	1st	Dave Calloway
2005-06	12-6	3rd	Dave Calloway
21 years	216-152		

2005-06 Overall Statistics

##	Player	GP	GS	Min	Avg	-----TOTAL-----			-----3-PTS-----			FT	FTA	Pct	-----REBOUNDS-----				PF	FO	A	TO	Blk	Stl	Pts	Avg	
						FG	FGA	Pct	3FG	FGA	Pct				Off	Def	Tot	Avg									
23	ALSTON, Marques	34	33	979	28.8	145	304	.477	23	77	.299	81	113	.717	50	129	179	5.3	54	2	76	79	10	34	394	11.6	
01	DELIC, Dejan	31	28	890	28.7	120	311	.386	67	204	.328	74	103	.718	13	94	107	3.5	69	3	66	54	4	28	381	12.3	
35	KENNY, Chris	34	33	1003	29.5	97	248	.391	47	142	.331	52	66	.788	11	91	102	3.0	94	2	54	52	2	40	293	8.6	
05	COLEMAN, Whitney	34	17	930	27.4	88	194	.454	25	58	.431	31	43	.721	22	77	99	2.9	77	3	70	74	7	35	232	6.8	
03	AZZARELLI, Tyler	24	23	729	30.4	75	165	.455	28	82	.341	42	69	.609	13	70	83	3.5	68	4	83	43	1	48	220	9.2	
55	BUNCH, John	25	0	519	20.8	76	144	.528	0	0	.000	47	89	.528	37	94	131	5.2	49	2	25	56	74	8	199	8.0	
13	HALLETT, Corey	34	33	564	16.6	75	166	.452	1	6	.167	17	29	.586	40	68	108	3.2	62	0	21	44	18	22	168	4.9	
10	SHIPMAN, Mike	27	0	582	21.6	52	106	.491	10	31	.323	34	49	.694	23	55	78	2.9	41	2	61	48	1	27	148	5.5	
34	WILSON, Brent	33	2	374	11.3	32	72	.444	0	1	.000	13	20	.650	15	36	51	1.5	35	0	17	15	3	4	77	2.3	
02	NUNNER, Alex	27	1	206	7.6	13	33	.394	10	25	.400	1	2	.500	2	18	20	0.7	9	0	19	20	0	4	37	1.4	
20	JOHNSON, Tyson	17	0	119	7.0	12	32	.375	5	13	.385	8	13	.615	7	12	19	1.1	10	0	6	13	3	4	37	2.2	
11	AGER, Jon	3	0	20	6.7	2	7	.286	1	3	.333	0	1	.000	0	2	2	0.7	2	0	2	3	0	0	5	1.7	
33	BAZAZ, Steve	7	0	10	1.4	0	3	.000	0	2	.000	0	0	.000	0	1	1	0.1	0	0	2	1	0	0	0	0.0	
TM	TEAM																										
	Total	34				787	1785	.441	217	644	.337	400	597	.670	296	818	1114	32.8	570	18	502	510	123	254	2191	64.4	
	Opponents	34				761	1936	.393	231	718	.322	402	572	.703	444	812	1256	36.9	587	-	450	524	96	253	2155	63.4	

2005-06 Conference Statistics

##	Player	GP	GS	Min	Avg	-----TOTAL-----			-----3-PTS-----			FT	FTA	Pct	-----REBOUNDS-----				PF	FO	A	TO	Blk	Stl	Pts	Avg	
						FG	FGA	Pct	3FG	FGA	Pct				Off	Def	Tot	Avg									
23	ALSTON, Marques	18	17	537	29.8	80	174	.460	10	44	.227	55	76	.724	31	57	88	4.9	24	1	39	36	1	17	225	12.5	
01	DELIC, Dejan	15	12	388	25.9	57	141	.404	31	95	.326	34	42	.810	4	38	42	2.8	26	1	31	24	3	11	179	11.9	
35	KENNY, Chris	18	18	510	28.3	52	126	.413	23	65	.354	32	40	.800	9	56	65	3.6	53	2	23	30	2	20	159	8.8	
03	AZZARELLI, Tyler	17	16	517	30.4	54	125	.432	21	65	.323	29	52	.558	9	49	58	3.4	50	3	48	28	1	35	158	9.3	
55	BUNCH, John	14	0	300	21.4	55	93	.591	0	0	.000	33	58	.569	23	59	82	5.9	32	2	15	34	37	5	143	10.2	
05	COLEMAN, Whitney	18	8	501	27.8	46	103	.447	15	34	.441	17	27	.630	15	39	54	3.0	46	1	40	34	3	15	124	6.9	
10	SHIPMAN, Mike	17	0	374	22.0	34	65	.523	8	20	.400	25	37	.676	15	35	50	2.9	28	2	42	35	1	15	101	5.9	
13	HALLETT, Corey	18	17	250	13.9	36	78	.462	0	2	.000	8	17	.471	22	27	49	2.7	28	0	12	21	8	14	80	4.4	
34	WILSON, Brent	18	2	198	11.0	20	45	.444	0	1	.000	8	13	.615	10	20	30	1.7	24	0	9	5	2	4	48	2.7	
20	JOHNSON, Tyson	11	0	73	6.6	7	17	.412	4	10	.400	5	9	.556	1	9	10	0.9	8	0	1	6	3	3	23	2.1	
02	NUNNER, Alex	13	0	71	5.5	6	15	.400	6	11	.545	1	2	.500	2	8	10	0.8	2	0	6	6	0	2	19	1.5	
33	BAZAZ, Steve	4	0	6	1.5	0	3	.000	0	2	.000	0	0	.000	0	1	1	0.2	0	0	1	0	0	0	0	0.0	
TM	TEAM																										
	Total	18				447	985	.454	118	349	.338	247	373	.662	176	445	621	34.5	321	12	267	262	61	141	1259	69.9	
	Opponents	18				420	1030	.408	140	411	.341	239	339	.705	216	436	652	36.2	341	-	251	275	51	137	1219	67.7	

Mount St. Mary's

Moutaineers

NEC Predicted Finish: 8th

2005-06 Record: 13-17, 11-7 NEC

Defense was the key to Mount St. Mary's resurgence last season. At one point during the second half of the campaign, the Mount held 14 straight opponents to under 70 points, the longest such streak at the school since the 1947-48 season (21 times). The Mount allowed 66.5 ppg overall last season, second in the conference and its lowest scoring defense average in 26 years.



After a rocky start to the 2005-06 season, Milan Brown and his Mount St. Mary's team developed a winning formula, and a simple one at that. In the words of the fourth year head coach, "We were able to become a good defensive team last year and establish an identity on how we will play on a night-in, night-out basis." This commitment to excel on the defensive end of the floor served as the catalyst for the Mount's first winning season (11-7) and best finish (fourth place) in league play since 1996-97 and a berth in the NEC Tournament for the second time in the last three seasons. The Mountaineers also hosted an NEC playoff game for the first time since 1996.

After turning things around a year ago, Brown will look to sustain the program's push up the NEC standings in the face of significant player turnover. Gone are four of the building blocks of the program, including shooting guard Landy Thompson, a two-time all-conference performer who finished his career as the 15th leading scorer in NEC history with 1,733 points, as well as starting forward Kiel Butler and top reserves Charles Cook and Chris Sumner. Still, the foundation is already in place for a Mount St. Mary's team two-deep at each position.

The centerpiece of this year's squad is 6' 4" senior guard Mychal Kearsse, who is the reigning NEC Defensive Player of the Year but is recovering from offseason knee surgery. With Kearsse as the ringleader, the Mount limited the opposition to just 66.5 ppg - the lowest single-season average for the program since 1981 - and an even better 62.9 ppg versus conference opposition. The Charlotte, NC native is also a ferocious rebounder for his size, finishing fifth on the circuit with 7.8 rpg, while also ranking second on the club with 10.6 ppg.

Joining Kearsse in the backcourt is junior Chris Vann, who is fully recovered from a hip injury that sidelined him for the majority of last season. Vann averaged 4.1 ppg in limited action a year ago.

Up front, the Mountaineers bring back 6'7" power forward Sam Atupem, who earned a spot on the NEC all-Rookie team in 2005-06 after averaging 6.7 ppg and 3.1 rpg. Despite suffering from the lingering effects of a knee injury, he also ranked ninth in the conference in field goal percentage, hitting 50.7 percent of his shot attempts. Atupem will be joined by a trio of bangers in 6'6", 220 lb. Gus Durr, 6'7", 248 lb. Markus Mitchell and 6'6", 225 lb. Kirk Bunn. Durr (6.6 ppg), a senior who is skilled in the low post, came on strong late in 2005-06 season, averaging 10.2 points over the final six games of the year. A strong interior defender, Mitchell (3.7 ppg) closed out his year by hitting 78.9 percent of his shots from the floor over the last 11 games of his freshman campaign. One of just three seniors on the roster, Bunn (2.5 ppg) is a terrific athlete who will get out on the break and finish above the rim.

An incoming class of four freshmen could play significant roles this season for the Mount. Perhaps the most highly touted of the group is 5'9" point guard Jeremy Goode. Goode, who attended the same high school as Kearsse (Providence Day) is a super-quick penetrator who was named first team all-state in North Carolina as a senior and finished third in the vote for Mr. Basketball. Brown also fortified his backcourt with the addition of 6'4" Will Holland, an outstanding long range shooter who once drilled 12 three-pointers in a high school game. At 6'5", Kelly Beidler will like occupy a role on the wing and could see time at a number of positions with his inside-outside game. The final piece of the incoming class is 6'8" forward/center Tayvon Jackson, who will provide the Mount with a needed shot-block- ing presence on the defensive end of the floor.

Mychal Kearsse

One of the keys to the Mount's season will be how well **Kearsse** recovers from offseason knee surgery and his ability to regain the mobility that led him to earn NEC Defensive Player of the Year honors last season. While Kearsse has made his reputation as a defensive stopper, he is also an outstanding rebounder for his size (6'4") and an underrated offensive performer. Kearsse is second among active NEC competitors with 554 career boards and ranked fifth in the conference in 2005-06 with 7.8 rpg. With 727 career points, the slasher from Charlotte, NC is also on pace to hit 1,000 for his career.

Mount St. Mary's Roster

No	Player	Pos	Ht	Wt	Yr	Hometown/High School/Previous College
2	Chris Vann	G	6-0	195	Jr	Woodbridge, VA/Gar-Field
3	Mychal Kearsse*	G	6-4	205	Sr	Charlotte, NC/Providence Day
4	Gus Durr	F	6-6	220	Sr	Pasadena, MD/Archbishop Spalding
10	Nick Whitney	F	6-4	190	Sr	Hillsboro, NH/Hillsboro-Deering
31	Kirk Bunn	F	6-6	225	Sr	Brooklyn, NY/Bishop Loughlin (College of Southern Idaho)
40	Sam Atupem*	F	6-7	240	So	Newport News, VA/Woodside
45	Markus Mitchell	F	6-7	245	So	Virginia Beach, VA/Salem
50	Jason Loughry	C	7-0	245	Jr	Odenton, MD/Archbishop Spalding
Newcomers						
1	Jeremy Goode	G	5-9	172	Fr	Charlotte, NC/Providence Day
5	Kelly Beidler	F	6-5	205	Fr	Virginia Beach, VA/Tallwood
11	Will Holland	G/F	6-4	215	Fr	Houston, TX/Lamar
12	Gavin Coco	G	6-1	190	Sr	Lewes, DE/Sussex Tech
20	Richard Guyvans	G	6-0	180	Sr	Boynton Beach, FL/St. John's at Prospect Hall (MD)
34	Tayvon Jackson	F/C	6-8	205	Fr	Indian Head, MD/Lackey
Key Losses						
5	Landy Thompson#	G	6-1	178		
12	Chris Sumner	G	6-1	175		
15	Kiel Butler#	F	6-7	205		
22	Joey Butler*	G	6-2	170		
23	Charles Cook	F	6-5	170		

* Starter Returning

Starter Lost



Milan Brown

Record at MSM: 30-56/3 years

Alma Mater: Howard '93

Overall Record: 30-56/3 years

When the Brown-led Mountaineers finished fourth in the conference with an 11-7 league record in 2005-06, it marked the highest placing for the program since finishing fourth in 1996-97 as well as the best NEC record for the Mount since going 16-2 in 1995-96. Brown has guided the program to the NEC Tournament two times in the last three years.

Head Coaching Experience

2003-pres. Mount St. Mary's University, Emmitsburg, MD

- In 2005-06, guided the Mount to their highest regular season finish (fourth place) since the 1996-97 season and most conference wins (11) since the 1995-96 campaign.
- In his first season as head coach, led the Mount to their first NEC Tournament berth since 2000.
- Named the 19th coach in Mount St. Mary's history on July 1, 2003, succeeding Jim Phelan, who retired after 49 years as head coach.

Assistant Coaching Experience

2002-03 Mount St. Mary's University, Emmitsburg, MD

- Served as associate head coach in his second stint at the Mount.

2000-02 William & Mary College, Williamsburg, VA

- Helped guide 1998-99 team to NEC championship and NCAA Tournament appearance.

1995-97 Old Dominion University, Norfolk, VA

- The 1996-97 Monarch squad captured the CAA title and qualified for the NCAA Tournament.
- Old Dominion posted a 40-24 record in his two years as an assistant.

Playing Experience

1989-93 Howard University, Washington, DC

- Earned all-MEAC honors as a senior after averaging 13.1 ppg and 4.4 apg.
- Holds the school's all-time record for career assists with 445 and ranks eighth in scoring with 1,102 points.
- Led Bison to their last NCAA Tournament appearance in 1992.

Education

Howard University, Washington, DC

- Bachelor's Degree, 1993, Marketing

Personal

- Born on January 1, 1971.
- Currently resides in Frederick MD with his wife, Tina.

BROWN at MSM

Year	Overall	NEC
2003-04	10-19	8-10
2004-05	7-20	5-13
2005-06	13-17	11-7
Total	30-56	24-30



Five Questions With: Mychal Kears

As the reigning NEC Defensive Player of the Year, who are the players in the conference that pose the biggest challenge to you on the defensive end of the court?

I would have to say James Williams from Long Island and Jarrid Frye from Sacred Heart. Williams is tough to guard because his team is always setting screens to get him open and he is good at going one-on-one. Frye is tough to guard because he is so athletic and has a mid-range game. He is the go-to guy on their team, so every play is usually for him, so you can't take a defensive play off when you are guarding him.

What piece of advice would you give fellow players who suffer a knee injury similar to the one you incurred?

The main advice I could give another player is to make sure that you take rehab seriously. Rehab as much as possible and you should be fine. Make sure that you stay positive throughout the entire process, because some days are going to be worse than others.

With the loss of four teammates that you played with the last three seasons, what changes do you see to the team both on and off the court?


I didn't see much really change with our team, just the faces. We told the freshmen how hard they had to work as soon as they walked on campus, and that is exactly what they did. I actually feel like this team is willing to do more for each other than any other team I've ever been on. We are a tight-knit group and nothing could pull us apart on the court. The focus is still the same: defense first, then offense. Everyone has seemed to buy into this philosophy so far.

What part of your game do you still consider "under construction?"

Right now, coming back from the knee injury, it's my legs and conditioning. It is going to take some time for me to get my legs back under me, and my conditioning still has a little way to go to catch up with the other guys. Hopefully with time, both of those things will be taken care of.

With a slew of newcomers on the roster, which players do you see having the most impact this season?

Well, I feel that all of the freshmen that we brought in are pretty good. I think that they have a bright future at the Mount if they listen and put the work in. Three of them have really stood out for me, though - Kelly Beidler, Jeremy Goode and Will Holland are the freshman that will probably be the ones who are going to play the most. They have really picked up some of the slack for the guys we lost. I am really excited to play with these guys because they listen. That is the main thing when you are a freshman.



Mount St. Mary's

Mountaineers


Just in time for the holidays, the Mount will embark on a challenging six-game road swing, beginning with a December 16th tilt at North Carolina State. Following a matchup at Big South champion Winthrop two days later, the Mount will wrap up its non-league slate at Lafayette (Dec. 22) and Maryland (Dec. 28). To begin the new year, the team opens NEC play at Long Island and preseason favorite Monmouth on January 4th and 6th, respectively.

Administration	
Location:	Emmitsburg, MD
Founded:	1808
Enrollment:	1,522
Nickname:	Mountaineers, The Mount
Colors:	Blue & White
Home Court/	Knott Arena/
Capacity:	3,121
Personnel	
President:	George R. Houston, Jr.
Faculty	Dr. Robert Keefer
Representative:	
Athletic Director:	Dr. Harold P. Menninger
SWA:	Lynne Phelan Robinson
Sports Information	
SID:	Mark Vandergrift
SID Phone:	(301) 447-5384
SID Fax:	(301) 447-5300
SID Home Phone:	(717) 359-7046
SID E-Mail:	vandergrift@msmary.edu
Press Row Phone:	(301) 447-3286
Hotline:	(301) 447-6355
Website:	www.mountathletics.com
Coaching Staff	
Head Coach:	Milan Brown
Alma Mater/Year	Howard/1993
Record at MSM/ Years:	30-56/3
Overall Record/ Years:	30-56/3
Assistant Coaches:	Brion Dunlap, Tyrone Perry Kevin Robinson, Jr.
Office Phone:	(301) 447-5387
Basketball Info	
2005-06 Record:	13-17
NEC Record/Finish:	11-7/4th
NEC Tournament	Lost to Robert Morris in Quarterfinals
Starters	2/3
Returning/Lost:	
Letterwinners	7/6
Returning/Lost:	




Sam Atupem

Despite missing time early in his freshman season with an injury, the 6'7" **Atupem** earned a spot on the NEC's all-Rookie team after averaging 6.7 ppg and 3.1 rpg. Atupem offered a glimpse of his potential in his first collegiate game when recorded 13 points and seven rebounds at Virginia Tech, then came back eight days later to score 14 points on 7-10 shooting from the floor at Old Dominion. Active and athletic around the hoop, the Newport News, VA product hit 50.7 percent of his field goal attempts in 2005-06.



Leading Active...

Scorers				Assists			
Mychal Kearsae	727	2003-06	Mychal Kearsae	159	2003-06		
Gus Durr	359	2003-06	Gus Durr	27	2003-06		
Sam Atupem	155	2005-06	Chris Vann	21	2004-06		
Chris Vann	109	2004-06	Markus Mitchell	18	2005-06		
Markus Mitchell	96	2005-06	Jason Loughery	10	2004-06		
Rebounders				Three-Pointers			
Mychal Kearsae	554	2003-06	Mychal Kearsae	19	2003-06		
Guss Durr	169	2003-06	Chris Vann	12	2004-06		
Sam Atupem	71	2005-06	Gus Durr	8	2003-06		
Markus Mitchell	60	2005-06					
Jason Loughery	58	2004-06					



2006-07 Schedule

N 10	at West Virginia	7:00 pm
N 14	James Madison	7:00 pm
N 18	at La Salle	1:00 pm
N 20	at Binghamton	7:00 pm
N 27	American	7:00 pm
N 29	Maine	9:00 pm
D 2	at Loyola (MD)	2:00 pm
D 7	QUINNIPIAC	7:00 pm
D 16	at North Carolina State	3:30 pm
D 18	at Winthrop	7:00 pm
D 22	at Lafayette	7:00 pm
D 28	at Maryland	8:00 pm
J 4	at LONG ISLAND	7:00 pm
J 6	at MONMOUTH	7:00 pm
J 8	SACRED HEART	7:00 pm
J 11	ST. FRANCIS (NY)	7:00 pm
J 13	CCSU	2:00 pm
J 18	at SAINT FRANCIS (PA)	7:00 pm
J 20	at ROBERT MORRIS	7:00 pm
J 25	WAGNER	7:00 pm
J 27	FAIRLEIGH DICKINSON	7:00 pm
F 1	at CCSU	7:00 pm
F 3	at QUINNIPIAC	12:30 pm
F 8	SAINT FRANCIS (PA)	7:00 pm
F 10	ROBERT MORRIS	7:00 pm
F 15	at SACRED HEART	7:00 pm
F 17	MONMOUTH	7:00 pm
F 22	at WAGNER	7:00 pm
F 24	at ST. FRANCIS (NY)	4:00 pm
NEC Tournament (all games at higher seed)		
M 1	Quarterfinals	
M 4	Semifinals	
M 7	Championship	

NEC Games in CAPS

2005-06 Results

N 18	at Virginia Tech	L 62-74
N 21	Binghamton	W 62-53
N 26	at Old Dominion	L 57-80
N 30	at La Salle	L 51-73
D 3	Loyola (MD)	L 71-76
D 7	at American	L 60-80
D 10	FAIRLEIGH DICKINSON	L 68-71
at San Juan Shootout		
D 19	vs. Akron	L 61-74
D 20	vs. Liberty	W 63-59
D 21	vs. UT-Chatanooga	L 74-85 (OT)
D 31	at Penn State	L 53-65
J 3	Lafayette	L 63-76
J 5	at LONG ISLAND	W 73-57
J 7	at ST. FRANCIS (NY)	W 60-43
J 10	at ST. FRANCIS (PA)	W 84-56
J 12	SACRED HEART	W 78-69
J 19	at MONMOUTH	W 64-54
J 21	CENTRAL CONNECTICUT STATE	L 57-59 (OT)
J 26	at QUINNIPIAC	L 62-68
J 28	at CENTRAL CONNECTICUT STATE	L 58-68
F 2	ROBERT MORRIS	W 60-59
F 4	ST. FRANCIS (PA)	W 71-56
F 9	at SACRED HEART	L 54-57
F 11	at FAIRLEIGH DICKINSON	L 58-69
F 13	LONG ISLAND	W 62-61
F 18	MONMOUTH	W 75-69
F 20	QUINNIPIAC	W 82-78
F 25	at ROBERT MORRIS	W 64-62
F 27	WAGNER	L 66-77
NEC Tournament (all games at higher seed)		
M 2	#5 Robert Morris	L 66-67

NEC Games in CAPS

Mount St. Mary's

The Numbers

Mount St. Mary's won NEC titles and advanced to the NCAA Tournament in both 1995 and 1999 under legendary coach Jim Phelan. In 1999, the Mount became the lowest seeded team (#6) to win the conference tournament - a record that still stands - and was the only team in league history to win the NEC championship without having both a winning overall and conference record prior to entering the postseason.

Mount St. Mary's Year-By-Year Records

Year	Overall	Coach	Year	Overall	Coach
1908-09	1-0	William Walsh	1957-58	16-9	Jim Phelan
1909-10	4-3	Al Barrett	1958-59	15-12	Jim Phelan
1910-11	7-4	Francis Liddy	1959-60	19-6	Jim Phelan
1911-12	10-10	Mike Thompson	1960-61	26-5	Jim Phelan
1912-13	6-3	Mike Thompson	1961-62	24-6	Jim Phelan
1913-14	13-4	John Day	1962-63	13-12	Jim Phelan
1914-15	16-3	John Day	1963-64	18-7	Jim Phelan
1915-16	7-7	John Day	1964-65	20-5	Jim Phelan
1916-17	4-8	John Day	1965-66	21-6	Jim Phelan
1917-18	8-3	Mike Thompson	1966-67	18-9	Jim Phelan
1918-19	4-4	Mike Thompson	1967-68	22-4	Jim Phelan
1919-20	14-2	Mike Thompson	1968-69	20-8	Jim Phelan
1920-21	10-2	Charles Dickerman	1969-70	20-6	Jim Phelan
1921-22	20-3	Rev. John Sheridan	1970-71	10-14	Jim Phelan
1922-23	8-9	Rev. John Sheridan	1971-72	6-17	Jim Phelan
1923-24	16-5	Walter Halas	1972-73	15-10	Jim Phelan
1924-25	9-7	Art Malloy	1973-74	17-10	Jim Phelan
1925-26	13-9	Art Malloy	1974-75	14-11	Jim Phelan
1926-27	10-10	Art Malloy	1975-76	16-12	Jim Phelan
1927-28	10-8	Art Malloy	1976-77	9-18	Jim Phelan
1928-29	13-8	Art Malloy	1977-78	16-11	Jim Phelan
1929-30	17-8	Art Malloy	1978-79	18-10	Jim Phelan
1930-31	5-17	Art Malloy	1979-80	22-7	Jim Phelan
1931-32	10-8	Art Malloy	1980-81	28-3	Jim Phelan
1932-33	13-3	Art Malloy	1981-82	20-8	Jim Phelan
1933-34	9-5	Art Malloy	1982-83	18-9	Jim Phelan
1934-35	12-10	Art Malloy	1983-84	21-9	Jim Phelan
1935-36	10-9	Joe Lawler	1984-85	28-5	Jim Phelan
1936-37	13-5	Joe Lawler	1985-86	26-4	Jim Phelan
1937-38	12-2	Joseph McCormack	1986-87	26-5	Jim Phelan
1938-39	16-6	Art Malloy	1987-88	20-8	Jim Phelan
1939-40	10-8	Art Malloy	1988-89	12-15	Jim Phelan
1940-41	8-10	Art Malloy	1989-90	16-12	Jim Phelan
1941-42	7-10	Wally Opekun	1990-91	8-19	Jim Phelan
1943-44	15-4	Wally Opekun	1991-92	6-22	Jim Phelan
1944-45	8-4	Wally Opekun	1992-93	13-15	Jim Phelan
1945-46	0-6	Wally Opekun	1993-94	14-14	Jim Phelan
1946-47	17-6	Wally Opekun	1994-95	17-13	Jim Phelan
1947-48	7-8	Steve Filipowicz	1995-96	21-8	Jim Phelan
	3-4	Wally Opekun	1996-97	14-13	Jim Phelan
1948-49	10-10	Rev. Michael Kennedy	1997-98	13-15	Jim Phelan
1949-50	7-15	John McHaleon	1998-99	15-15	Jim Phelan
1950-51	19-13	Pete Caruso	1999-00	9-20	Jim Phelan
1951-52	5-16	Bill Clark	2000-01	7-21	Jim Phelan
1952-53	20-7	Bill Clark	2001-02	3-24	Jim Phelan
1953-54	15-11	Bill Clark	2002-03	11-16	Jim Phelan
1954-55	22-3	Jim Phelan	2003-04	10-19	Milan Brown
1955-56	20-8	Jim Phelan	2004-05	7-20	Milan Brown
1956-57	27-5	Jim Phelan	2005-06	13-17	Milan Brown
			97 Years	1341-897	

Quick Facts	
2005-06 Overall Record:	13-17
2005-06 NEC Record/Finish:	11-7/4th
NEC Tournament Finish:	Lost In QF
Starters Returning/Lost:	2/3
Letterwinners Returning/Lost:	7/6
2005-06 Final RPI:	230
Games Decided By 5 Points or Less:	5-5
NEC Record	
Last Two Years:	16-20 (.444)
Last Three Years:	24-30 (.444)
Last Four Years:	30-42 (.417)
Last Five Years:	32-60 (.348)
Overall Record	
Last Two Years:	20-37 (.351)
Last Three Years:	30-56 (.349)
Last Four Years:	41-72 (.363)
Last Five Years:	42-96 (.304)
Leading Returning Scorers	
Mychal Kearsae	10.6 ppg
Sam Atupem	6.7 ppg
Gus Durr	6.6 ppg
Leading Returning Rebounders	
Mychal Kearsae	7.8 rpg
Sam Atupem	3.1 rpg
Gus Durr	2.5 rpg
Leading Returning Assists	
Mychal Kearsae	1.6 apg
Chris Vann	0.9 apg
Markus Mitchell	0.6 apg

MSM in the NEC

Year	NEC Record	Tourney Seed	Head Coach
1989-90	10-6	Ineligible	Jim Phelan
1990-91	6-10	Ineligible	Jim Phelan
1991-92	3-13	9th	Jim Phelan
1992-93	10-8	3rd	Jim Phelan
1993-94	9-9	7th	Jim Phelan
1994-95	12-6	2nd	Jim Phelan
1995-96	16-2	1st	Jim Phelan
1996-97	10-8	4th	Jim Phelan
1997-98	8-8	5th	Jim Phelan
1998-99	10-10	5th	Jim Phelan
1999-00	7-11	7th	Jim Phelan
2000-01	7-13	DNQ	Jim Phelan
2001-02	2-18	DNQ	Jim Phelan
2002-03	6-12	DNQ	Jim Phelan
2003-04	8-10	8th	Milan Brown
2004-05	5-13	DNQ	Milan Brown
2005-06	11-7	4th	Milan Brown
17 years			140-164

2005-06 Overall Statistics

##	Player	GP	GS	Min	Avg	-----TOTAL-----			-----3-PTS-----			-----REBOUNDS-----				PF	FO	A	TO	Blk	Stl	Pts	Avg			
						FG	FGA	Pct	3FG	FGA	Pct	Off	Def	Tot	Avg											
5	THOMPSON, Landy	30	26	952	31.7	134	370	.362	73	232	.315	71	96	.740	18	73	91	3.0	78	2	72	59	2	36	412	13.7
3	KEARSE, Mychal	28	28	748	26.7	91	223	.408	9	37	.243	105	136	.772	72	145	217	7.8	90	4	46	69	13	46	296	10.6
23	COOK, Charles	30	2	572	19.1	82	231	.355	47	160	.294	22	30	.733	6	51	57	1.9	26	1	12	29	7	17	233	7.8
15	BUTLER, Kiel	23	18	479	20.8	62	128	.484	11	38	.289	48	64	.750	22	45	67	2.9	71	3	23	33	2	14	183	8.0
4	DURR, Gus	26	7	464	17.8	67	132	.508	4	11	.364	34	51	.667	32	33	65	2.5	44	0	8	26	3	16	172	6.6
22	BUTLER, Joey	30	29	726	24.2	60	149	.403	8	24	.333	31	42	.738	21	60	81	2.7	50	1	89	67	3	26	159	5.3
40	ATUPEM, Sam	23	21	475	20.7	70	138	.507	0	0	.000	15	24	.625	36	35	71	3.1	60	1	7	32	17	11	155	6.7
12	SUMNER, Chris	30	1	541	18.0	34	86	.395	20	55	.364	23	28	.821	10	43	53	1.8	29	0	70	35	0	26	111	3.7
45	MITCHELL, Markus	30	12	433	14.4	35	67	.522	0	0	.000	26	44	.591	32	28	60	2.0	75	3	18	18	21	17	96	3.2
31	BUNN, Kirk	25	2	347	13.9	26	61	.426	0	0	.000	10	18	.556	20	36	56	2.2	55	3	8	22	8	8	62	2.5
11	VANN, Chris	11	4	181	16.5	14	40	.350	3	22	.136	14	17	.824	7	10	17	1.5	19	0	10	4	0	6	45	4.1
50	LOUGHRY, Jason	18	0	127	7.1	5	14	.357	0	0	.000	4	8	.500	5	14	19	1.1	23	0	3	8	2	3	14	0.8
10	WHITNEY, Nick	7	0	6	0.9	0	3	.000	0	1	.000	1	4	.250	0	0	0	0.0	1	0	0	2	0	0	1	0.1
TM	TEAM														45	65	110	3.8	0			7				
	Total	30				680	1642	.414	175	580	.302	404	562	.719	326	638	964	32.1	621	18	366	411	78	226	1939	64.6
	Opponents	30				682	1535	.444	179	553	.324	452	676	.669	344	726	1070	35.7	518	-	347	482	104	175	1995	66.5

2005-06 Conference Statistics

##	Player	GP	GS	Min	Avg	-----TOTAL-----			-----3-PTS-----			-----REBOUNDS-----				PF	FO	A	TO	Blk	Stl	Pts	Avg			
						FG	FGA	Pct	3FG	FGA	Pct	Off	Def	Tot	Avg											
05	THOMPSON, Landy	18	17	600	33.3	85	218	.390	48	138	.348	39	55	.709	11	48	59	3.3	48	2	46	37	1	21	257	14.3
03	KEARSE, Mychal	16	16	439	27.4	56	127	.441	5	18	.278	58	79	.734	43	93	136	8.5	53	3	30	38	9	29	175	10.9
23	COOK, Charles	18	2	355	19.7	51	138	.370	30	95	.316	12	15	.800	3	30	33	1.8	13	0	9	21	3	13	144	8.0
15	BUTLER, Kiel	17	17	376	22.1	48	105	.457	7	29	.241	34	45	.756	11	38	49	2.9	56	2	16	25	1	13	137	8.1
04	DURR, Gus	16	2	280	17.5	42	87	.483	1	5	.200	24	35	.686	19	20	39	2.4	29	0	5	13	2	14	109	6.8
40	ATUPEM, Sam	16	16	322	20.1	49	94	.521	0	0	.000	10	14	.714	27	24	51	3.2	37	0	5	23	10	8	108	6.8
22	BUTLER, Joey	18	17	438	24.3	36	88	.409	4	10	.400	21	24	.875	15	34	49	2.7	26	0	58	38	1	19	97	5.4
12	SUMNER, Chris	18	1	334	18.6	22	48	.458	11	28	.393	18	21	.857	6	30	36	2.0	21	0	46	18	0	14	73	4.1
45	MITCHELL, Markus	18	1	218	12.1	18	29	.621	0	0	.000	11	15	.733	13	11	24	1.3	42	1	12	8	15	7	47	2.6
31	BUNN, Kirk	14	0	157	11.2	10	27	.370	0	0	.000	5	6	.833	8	24	32	2.3	23	0	4	9	3	5	25	1.8
11	VANN, Chris	2	1	23	11.5	4	7	.571	2	4	.500	2	2	1.000	0	1	1	0.5	2	0	0	0	0	0	12	6.0
50	LOUGHRY, Jason	13	0	79	6.1	4	11	.364	0	0	.000	3	6	.500	4	10	14	1.1	16	0	2	4	0	2	11	0.8
10	WHITNEY, Nick	6	0	5	0.8	0	3	.000	0	1	.000	1	4	.250	0	0	0	0.0	1	0	0	2	0	0	1	0.2
TM	TEAM														25	49	74	4.4	0			3				
	Total	18				425	982	.433	108	328	.329	238	321	.741	185	412	597	33.2	367	8	233	239	45	145	1196	66.4
	Opponents	18				375	907	.413	119	360	.331	264	397	.665	200	423	623	34.6	303	-	214	295	60	103	1133	62.9

Quinnipiac

Bobcats

NEC Predicted Finish: Tie-4th

2005-06 Record: 12-16, 7-11 NEC

With the addition of former Central Connecticut State star DeMario Anderson, Quinnipiac not only gets a seasoned veteran and explosive scorer, but a player who torched the Bobcats during his time with the Blue Devils. In four career games against Quinnipiac, Anderson averaged 19.3 ppg and shot 63.6 percent from the field, 58.3 percent from three-point range and 93.3 percent from the line. He scored a career-high 32 points versus the Bobcats on February 28, 2005.



To call Quinnipiac's 2005-06 season streaky would be something of an understatement. After opening the season 5-3, the Bobcats dropped seven of eight games before turning things around with five wins in their next six outings heading into the stretch run. Despite losing four of five to close out the season, Quinnipiac snagged the eighth and final NEC playoff spot, earning the Bobcats a date with regular season champion Fairleigh Dickinson. At this point head coach Joe DeSantis symbolically hit the game reset switch, treating the matchup as an opportunity to start from scratch and become the first team in conference history to knock off a #1 seed in the quarterfinals. While the motivation and effort was there, the Bobcats fell just short in their quest, felled by a single point on a last second shot.

Entering his 11th season at the controls, DeSantis will look to carry that momentum into 2006-07 as Quinnipiac not only enters its sparkling new arena - the 3,500-seat TD Banknorth Sports Center is set for a January opening - but also transitions from a team loaded with newcomers to one featuring four returning starters, five seniors and eight upperclassmen.

In the backcourt, senior Adam Gonzalez and sophomore Job Casimir will look to reclaim their starting slots. Gonzalez not only has range on his shot, but can take his man off the dribble and hit spot-up jumpers. In his first year with the team, he ranked second on the squad with 10.5 ppg and also finished seventh in the league with 3.9 apg. The 5'9" Casimir (3.4 ppg, 2.2 apg) is one of the fastest end-to-end players in the conference and can get to the charity stripe with regularity.

Junior Karl Anderson, along with seniors Chris Wehye and Victor Akinyanju, give the Bobcats an effective front line. At 6'9", 255 lbs., Anderson (9.4 ppg, 4.8 rpg) thrives in the low post, where he led the NEC in field goal percentage, hitting 63.0 percent of his attempts in 2005-06. Akinyanju, a 6'7", 255 lb. center, was a force down on the low block despite battling injuries throughout much of last season. Wehye, a former JUCO teammate of both Akinyanju and Gonzalez, proved to be a difficult matchup for opposing forwards due to his size (6'7"), quickness and ability to score both inside and out. Wehye paced the Bobcats with 5.8 rpg and also averaged 9.8 ppg and hit 23 shots from downtown.

DeSantis will have the luxury of bringing two seasoned veterans off the bench in senior guards Van Crafton and Dale Meinbresse. Crafton (4.5 ppg, 23 treys) sports a trigger-quick release on his jumper and thrives in the Quinnipiac system as a deadly three-point shooter who sprints to spots. Over the course of his career, nearly 87 percent of Crafton's field goals have come from beyond the arc where he ranks fourth among active NEC players with 127 to his credit. He has also hit at least 40 percent of his shots from long range in each of his three years in a Quinnipiac uniform. Meinbresse (2.9 ppg) can also stroke it from the outside, drilling 16-29 (.552) of his three-point attempts last season. Sophomore guard Jason Wilson was utilized sparingly last season, but could figure into the mix in 2006-07.

Of the four newcomers DeSantis corralled in the offseason, the most important acquisition may have been a name familiar to NEC fans. DeMario Anderson, a 6'2" off-guard, played two seasons for Central Connecticut State from 2003-05 before transferring to Globe Institute in New York City, where he sat out last season. As a sophomore at CCSU, the explosive scorer averaged a team-high 14.1 ppg and scored 591 points in his two seasons with the Blue Devils. DeSantis continued to strengthen the depth in his backcourt by inking 6'4" James Feldeine, 5'8" Casey Cosgrove and 6'5" Etienne Labrecque. Feldeine brings his ability to shoot off the dribble to the Bobcat program after playing for New York state power Cardinal Hayes in high school. Cosgrove, whose father is head coach at Division II national contender Adelphi University, is a feisty point guard with range on his shot. Labrecque, a Canadian import, comes to Quinnipiac with a versatile game and the ability to play three different positions.

Adam Gonzalez

One of three transfers from Cecil CC to join the Bobcats last season, Gonzalez played a pivotal role for Quinnipiac during the league portion of the schedule when he assumed a starting role and averaged a team-high 11.9 ppg, 4.1 apg and hit 40.0 percent of his shots from beyond the arc. The savvy combo guard ended his year on a high note, pouring in a career-high 25 points against CCSU in the final game of the regular season, then hit two key buckets down the stretch to cap a second half rally that put the Bobcats on the verge of upsetting regular season champion Fairleigh Dickinson in the NEC quarterfinals. Gonzalez finished the game - a one-point setback - with 13 points, five rebounds and five assists.

Quinnipiac Roster

No	Player	Pos	Ht	Wt	Yr	Hometown/High School/Previous College
3	Job Casimir*	G	5-9	160	So	Norwalk, CT/Norwalk (The Dublin School)
11	Van Crafton	G	6-1	195	Sr	Hanover, IN/Hanover (St. Thomas More (CT))
12	Adam Gonzalez*	G	6-3	175	Sr	Bronx, NY/Pocono Mountain (Cecil CC)
15	Dale Meinbresse	G/F	6-4	200	Sr	Upper St. Clair, PA/Upper St. Clair
21	Jason Wilson	G	6-0	190	So	Irvington, NJ/Bloomfield Tech (Notre Dame Prep (MA))
22	Victor Akinyanju	C	6-7	245	Sr	Ardmore, MD/Eleanor Roosevelt (Cecil CC)
32	Chris Wehye*	F	6-7	200	Sr	Brooklyn, NY/John Jay (Cecil CC)
34	Karl Anderson*	F/C	6-9	255	Jr	Chester, NY/Don Bosco Prep (NY)
50	Andrew Cashin	G/F	6-4	180	Jr	Brooklyn, NY/St. Francis Prep
Newcomers						
0	DeMario Anderson	G	6-2	205	Jr	Oxon Hill, MD/Oxon Hill (Globe Institute)
4	Casey Cosgrove	G	5-8	165	Fr	Andover, MA/Andover
10	Bryan Geffen	G	6-1	175	Jr	Queens, NY/St. Francis Prep (Boston U.) (will sit out 2006-07)
14	James Feldeine	G	6-4	185	Fr	New York, NY/Cardinal Hayes
24	Trevon Charles	G/F	6-4	190	Fr	Jamaica, NY/Rice
33	Etienne Labrecque	G/F	6-5	205	Fr	Montreal, Quebec/Montmorency College
42	Steve Robinson	G	5-10	170	Fr	New York, NY/Hyde School
Key Losses						
24	Craig Benson#	G	6-3	185		
25	Kevin Jolley	F	6-5	220		
42	John Winchester	G	6-4	175		

* Starter Returning

Starter Lost



Joe DeSantis

Record at QU: 104-173/10 years

Alma Mater: Fairfield '79

Overall Record: 104-173/10 years

DeSantis was a 2004 inductee into the New England Sports Hall of Fame. A standout player for Fairfield from 1975-79, he still ranks second all-time at the school in points (1,916) and assists (667). After 15 years as an assistant coach, he returned to the New England area in 1996, taking the reigns at Quinnipiac where he helped transition the program from to Division I in the late 1990s.



Head Coaching Experience

- 1996-pres. Quinnipiac University, Hamden, CT**
- Despite a #7 seed, his 2001-02 team reached the NEC championship game in its first-ever NEC postseason appearance.
 - In 1999-2000, he guided the Bobcats to an 18-10 mark, their first winning season since 1992-93 and their most wins since 1987-88.
 - Led Quinnipiac to a nine-win season in its first year of Division I play in 1998-99.
 - Only the fifth head coach in the 53-year history of the Quinnipiac basketball program.

Assistant Coaching Experience

- 1995-96 St. John's University, Jamaica, NY**
1992-94 University of Pittsburgh, Pittsburgh, PA
- Helped lead 1992-93 team to the NCAA Tournament.
- 1989-92 Duquesne University, Pittsburgh, PA**
- Served as top assistant.
- 1981-88 Fairfield University, Fairfield, CT**
- Made two appearances in the NCAA Tournament as a member of the Stags' coaching staff.

Other Experience

- 1994-95 Detroit Pistons, NBA**
- Worked as an advance scout.

Playing Experience

- 1975-79 Fairfield University, Fairfield, CT**
- Four-year letterwinner for Fairfield and two-time team captain.
 - Completed his career as the school's all-time leading scorer.
 - Drafted by the Washington Bullets in the second round of the 1979 NBA Draft.
 - Played professionally in Italy and with the Maine Lumberjacks of the CBA.

Education

- Fairfield University, Fairfield, CT**
- Bachelor of Arts, 1979

Personal

- Elected to New England Sports Hall of Fame in September, 2004.
- He and his wife, Theresa, have four children: Joseph, Gregory, Rachael and Michelle.
- Born on September 24, 1957.

DeSANTIS at QU

Year	Overall	NEC
1996-97	5-20	----
1997-98	4-23	----
1998-99	9-18	6-14
1999-00	18-10	12-6
2000-01	6-21	3-17
2001-02	14-16	10-10
2002-03	17-12	10-8
2003-04	9-20	5-13
2004-05	10-17	6-12
2005-06	12-16	7-11
Total	104-173	59-91

Five Questions With: Dale Meinbresse

In your mind, what is the most striking difference between this year's Quinnipiac team and those in season's past?

Right off the bat, I would have to say depth. We have a backup at every position that can come off the bench and be just as effective as the guy ahead of him. Also, this year's team has the best chemistry of any since I've been here. We just get along great.

How excited are the players to move into the T.D. Banknorth Sports Center in January?

We can't wait to play there. It will be a great atmosphere for us to play in. You know, if we fill the place up it will be a great college basketball atmosphere. We can't wait.

You've played with some terrific guards over the course of your career. With the addition of a proven scorer in DeMario Anderson, what sort of impact do you see him making on the team this season?

DeMario is a phenomenal athlete. He has a great jump shot. He just shoots over people. He's the type of player that we need. After we lost [John] Winchester last season, he's the guy that we needed. He's also a great team player.

What player do you pattern your game after?

That's tough. I never really patterned my game after anyone. If I had to pick one person, I would Dirk Nowitzki. Kind of like a small Dirk Nowitzki.

What would surprise people most about your life off the court?

I'm a pretty relaxed guy. I enjoy the outdoors. I do a lot of fishing and golfing and outdoors stuff. I enjoy doing those types of relaxing things.



Quinnipiac

Bobcats

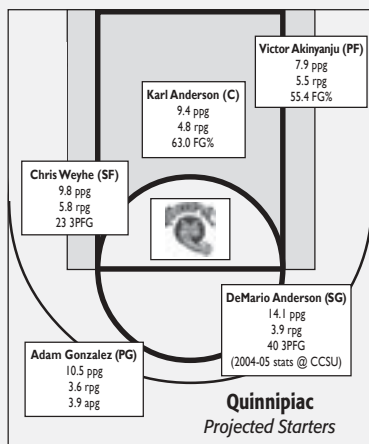
Quinnipiac will embark on their annual New England tour this November and December, taking on no fewer than five teams from the region. The Bobcats open at UConn on November 10, host New Hampshire on November 26, compete at Ivy League members Brown (December 2) and Dartmouth (December 18) and welcome Vermont on December 23.

Administration	
Location:	Hamden, CT
Founded:	1929
Enrollment:	7,200
Nickname:	Bobcats
Colors:	Blue & Gold
Home Court/	Burt Kahn Court/2000
Capacity:	T.D.Banknorth Sports Center/4,000
Personnel	
President:	Dr. John L. Lahey
Faculty	Sean Duffy
Representative:	
Athletic Director:	Jack McDonald
SWA:	Tracey Flynn
Sports Information	
Basketball SID:	Ken Sweeten
SID Phone:	(203) 582-5387
SID Fax:	(203) 582-8716
SID Home Phone:	TBA
SID E-Mail:	kenneth.sweeten@quinnipiac.edu
Press Row Phone:	(203) 582-5247
Hotline:	None
Website:	www.quinnipiacbobcats.com
Coaching Staff	
Head Coach:	Joe DeSantis
Alma Mater/Year	Fairfield/1979
Record at QU/ Years:	104-173/10
Overall Record/ Years:	104-173/10
Assistant Coaches:	Robert Tipson, Mitch Oliver, Jared Grasso
Office Phone:	(203) 582-5311
Basketball Info	
2005-06 Record:	12-16
NEC Record/Finish:	7-11/Tie-8th
NEC Tournament	Lost to Fairleigh Dickinson
Finish:	in Quarterfinals
Starters	4/1
Returning/Lost:	
Letterwinners	9/4
Returning/Lost:	



Chris Wehye

A silky smooth performer on the court, Wehye's inside-outside game proved to be a perfect match for head coach Joe DeSantis' system last season. The 6'7" Wehye not only led the team with 5.8 rebounds per contest, but also dished for 37 assists and drained 23 shots from beyond the arc. His best game of the season came against Quinnipiac's toughest opponent when he scored 16 points and snared 16 boards against UConn on December 30. It was the first of back-to-back double-double performances for the Brooklyn native.



Leading Active...

Scorers				Assists			
DeMario Anderson	591	2003-05	Adam Gonzalez	109	2005-06		
Van Crafton	435	2003-06	DeMario Anderson	81	2003-05		
Karl Anderson	382	2004-06	Dale Meinbresse	80	2003-05		
Adam Gonzalez	295	2005-06	Job Casimir	62	2005-06		
Chris Weyhe	275	2005-06	Van Crafton	62	2003-06		
Rebounders				Three-Pointers			
Karl Anderson	203	2004-06	Van Crafton	127	2003-06		
DeMario Anderson	171	2003-05	DeMario Anderson	71	2003-05		
Chris Weyhe	163	2005-06	Dale Meinbresse	28	2003-06		
Dale Meinbresse	156	2003-06	Adam Gonzalez	27	2005-06		
Victor Akinyanju	116	2005-06	Chris Weyhe	23	2005-06		



2006-07 Schedule

N 10	at Connecticut	7:30 pm
N 13	Concordia	7:00 pm
N 22	Lehigh	4:00 pm
N 26	New Hampshire	3:00 pm
N 29	at Colgate	7:00 pm
D 2	at Brown	7:00 pm
D 7	at MOUNT ST. MARY'S	7:00 pm
D 9	FAIRLEIGH DICKINSON	4:00 pm
D 18	at Dartmouth	7:30 pm
D 23	Vermont	1:00 pm
D 31	at Fordham	1:00 pm
J 4	at ROBERT MORRIS	7:00 pm
J 6	at SAINT FRANCIS (PA)	7:00 pm
J 11	at WAGNER	7:00 pm
J 13	MONMOUTH	1:00 pm
J 18	ST. FRANCIS (NY)	7:00 pm
J 25	at FAIRLEIGH DICKINSON	7:00 pm
J 27	LONG ISLAND	12:30 pm
J 29	CCSU	7:00 pm
F 1	at ST. FRANCIS (NY)	7:00 pm
F 3	MOUNT ST. MARY'S	12:30 pm
F 8	SACRED HEART	7:00 pm
F 10	at CCSU	4:00 pm
F 17	at LONG ISLAND	4:00 pm
F 22	SAINT FRANCIS (PA)	7:00 pm
F 24	ROBERT MORRIS	12:00 pm
F 26	at SACRED HEART	7:00 pm
NEC Tournament (all games at higher seed)		
M 1	Quarterfinals	
M 4	Semifinals	
M 7	Championship	

NEC Games in CAPS

2005-06 Results

at Columbia Tournament		
N 18	vs. Troy State	L 83-94 (OT)
N 19	vs. New Hampshire	W 64-62
N 22	Concordia	W 106-57
N 29	at FAIRLEIGH DICKINSON	L 70-76
D 2	at Cornell	W 55-45
D 5	Colgate	W 67-59
D 10	ROBERT MORRIS	L 85-90
D 19	Dartmouth	W 88-77
D 22	at Rhode Island	L 72-87
D 30	at #2 Connecticut	L 75-111
J 5	at WAGNER	L 63-81
J 7	Brown	L 60-64
J 12	FAIRLEIGH DICKINSON	W 102-81
J 14	MONMOUTH	L 82-85 (OT)
J 19	at CENTRAL CONNECTICUT STATE	L 69-79
J 21	at MONMOUTH	L 74-80 (2 OT)
J 23	LONG ISLAND	W 82-69
J 26	MOUNT ST. MARY'S	W 68-62
J 28	at ST. FRANCIS (NY)	L 66-70
F 2	SACRED HEART	W 72-68
F 4	ST. FRANCIS (NY)	W 73-68
F 10	at ST. FRANCIS (PA)	W 65-62
F 12	at ROBERT MORRIS	L 77-89
F 18	WAGNER	L 60-64
F 20	at MOUNT ST. MARY'S	L 78-82
F 25	at SACRED HEART	W 71-65
F 27	CENTRAL CONNECTICUT STATE	L 67-79
NEC Tournament (all games at higher seed)		
M 2	at #1 Fairleigh Dickinson	L 65-66

NEC Games in CAPS

Quinnipiac

The Numbers

The Bobcats came within one point of becoming the first #8 seeded team to knock off the top seed in the NEC Tournament last March, falling to regular season champion Fairleigh Dickinson, 66-65. The Knights scored on a last second layup after Quinnipiac had taken its first lead of the game with 1:11 to play.

Quinnipiac Year-By-Year Records

Year	Overall	Coach	Year	Overall	Coach
1951-52	14-7	Red Verderame	1988-89	8-20	Burt Kahn
1952-53	12-7	Red Verderame	1989-90	11-16	Burt Kahn
1953-54	16-7	Tuffie Maroon	1990-91	16-14	Burt Kahn
1954-55	17-9	Tuffie Maroon	1991-92	7-18	Bill Mecca
1955-56	18-6	Tuffie Maroon	1992-93	16-13	Bill Mecca
1956-57	15-9	Tuffie Maroon	1993-94	13-13	Bill Mecca
1957-58	9-8	Tuffie Maroon	1994-95	12-15	Bill Mecca
1958-59	16-6	Tuffie Maroon	1995-96	5-22	Bill Mecca
1959-60	6-13	Tuffie Maroon	1996-97	5-20	Joe DeSantis
1960-61	16-10	Tuffie Maroon	1997-98	4-23	Joe DeSantis
1961-62	16-6	Burt Kahn	1998-99	9-18	Joe DeSantis
1962-63	17-11	Burt Kahn	1999-00	18-10	Joe DeSantis
1963-64	20-8	Burt Kahn	2000-01	6-21	Joe DeSantis
1964-65	18-7	Burt Kahn	2001-02	14-16	Joe DeSantis
1965-66	21-5	Burt Kahn	2002-03	17-12	Joe DeSantis
1966-67	15-11	Burt Kahn	2003-04	9-20	Joe DeSantis
1967-68	15-11	Burt Kahn	2004-05	10-17	Joe DeSantis
1968-69	18-8	Burt Kahn	2005-06	12-16	Joe DeSantis
1969-70	18-6	Burt Kahn	54 years	755-694	
1970-71	14-12	Burt Kahn			
1971-72	21-9	Burt Kahn			
1972-73	22-7	Burt Kahn			
1973-74	9-16	Burt Kahn			
1974-75	17-10	Burt Kahn			
1975-76	19-9	Burt Kahn			
1976-77	18-11	Burt Kahn			
1977-78	17-11	Burt Kahn			
1978-79	20-7	Burt Kahn			
1979-80	22-7	Burt Kahn			
1980-81	17-10	Burt Kahn			
1981-82	8-18	Burt Kahn			
1982-83	11-17	Burt Kahn			
1983-84	7-20	Burt Kahn			
1984-85	9-19	Burt Kahn			
1985-86	11-17	Burt Kahn			
1986-87	6-22	Burt Kahn			
1987-88	18-13	Burt Kahn			

Quick Facts

2005-06 Overall Record:	12-16
2005-06 NEC Record/Finish:	7-11/Tie-8th
NEC Tournament Finish:	Lost in QF
Starters Returning/Lost:	4/1
Letterwinners Returning/Lost:	9/4
2005-06 Final RPI:	260
Games Decided By 5 Points or Less:	6-5

NEC Record

Last Two Years:	13-23 (.361)
Last Three Years:	18-36 (.333)
Last Four Years:	28-44 (.389)
Last Five Years:	38-54 (.413)

Overall Record

Last Two Years:	22-33 (.400)
Last Three Years:	31-53 (.369)
Last Four Years:	48-65 (.425)
Last Five Years:	62-81 (.434)

Leading Returning Scorers

Adam Gonzalez	10.5 ppg
Chris Weyhe	9.8 ppg
Karl Anderson	9.4 ppg

Leading Returning Rebounders

Chris Weyhe	5.8 rpg
Victor Akinyanju	5.5 rpg
Karl Anderson	4.8 rpg

Leading Returning Assists

Adam Gonzalez	3.9 apg
Job Casimir	2.2 apg
Chris Weyhe	1.3 apg

QU in the NEC

Year	NEC Record	Tourney Seed	Head Coach
1998-99	6-14	Ineligible	Joe DeSantis
1999-00	12-6	Ineligible	Joe DeSantis
2000-01	3-17	DNQ	Joe DeSantis
2001-02	10-10	7th	Joe DeSantis
2002-03	10-8	4th	Joe DeSantis
2003-04	5-13	DNQ	Joe DeSantis
2004-05	6-12	DNQ	Joe DeSantis
2005-06	7-11	8th	Joe DeSantis
Eight years	59-91		

2005-06 Overall Statistics

##	Player	GP	GS	Min	Avg	TOTAL			3-PTS			FT	FTA	Pct	REBOUNDS				PF	FO	A	TO	Blk	Stl	Pts	Avg	
						FG	FGA	Pct	3FG	FGA	Pct				Off	Def	Tot	Avg									
5	WINCHESTER, John	28	13	872	31.1	108	279	.387	46	140	.329	84	114	.737	29	74	103	3.7	69	1	60	65	4	30	346	12.4	
12	GONZALEZ, Adam	28	21	857	30.6	99	217	.456	27	79	.342	70	87	.805	22	80	102	3.6	63	2	109	64	7	31	295	10.5	
32	WEHYE, Chris	28	23	754	26.9	106	243	.436	23	78	.295	40	56	.714	51	112	163	5.8	76	1	37	61	11	26	275	9.8	
24	BENSON, Craig	26	25	804	30.9	83	261	.318	51	170	.300	26	41	.634	9	39	48	1.8	35	0	35	43	1	21	243	9.3	
34	ANDERSON, Karl	24	14	464	19.3	75	119	.630	0	0	.000	76	96	.792	46	70	116	4.8	68	1	24	43	23	14	226	9.4	
25	JOLLEY, Kevin	28	10	527	18.8	87	154	.565	0	1	.000	50	79	.633	42	106	148	5.3	61	3	36	49	5	15	224	8.0	
22	AKINYANJU, Victor	21	9	404	19.2	67	121	.554	0	0	.000	31	52	.596	51	65	116	5.5	76	5	18	35	30	18	165	7.9	
3	CASIMIR, Job	28	21	464	16.6	21	62	.339	5	18	.278	47	58	.810	6	31	37	1.3	51	1	62	61	2	18	94	3.4	
15	MEINBRESSE, Dale	27	3	309	11.4	27	55	.491	16	29	.552	9	13	.692	6	38	44	1.6	40	0	16	31	2	11	79	2.9	
11	CRAFTON, Van	17	0	118	6.9	26	65	.400	23	56	.411	2	5	.400	0	6	6	0.4	17	0	9	11	0	4	77	4.5	
21	WILSON, Jason	13	1	83	6.4	6	19	.316	0	6	.000	7	9	.778	4	10	14	1.1	8	0	5	4	2	4	19	1.5	
50	CASHIN, Andrew	6	0	25	4.2	2	7	.286	2	4	.500	2	4	.500	1	2	3	0.5	5	0	0	1	0	0	8	1.3	
10	TIPSON, Nicholas	4	0	19	4.8	3	3	1.000	2	2	1.000	0	0	.000	1	3	4	1.0	2	0	5	4	0	1	8	2.0	
TM	TEAM																										
	Total	28				710	1605	.442	195	583	.334	444	614	.723	331	693	1024	36.6	573	14	416	475	87	193	2059	73.5	
	Opponents	28				721	1635	.441	166	518	.320	464	669	.694	335	647	982	35.1	546	-	374	422	126	233	2072	74.0	

2005-06 Conference Statistics

##	Player	GP	GS	Min	Avg	TOTAL			3-PTS			FT	FTA	Pct	REBOUNDS				PF	FO	A	TO	Blk	Stl	Pts	Avg	
						FG	FGA	Pct	3FG	FGA	Pct				Off	Def	Tot	Avg									
12	GONZALEZ, Adam	18	17	606	33.7	73	157	.465	22	55	.400	47	57	.825	12	57	69	3.8	46	2	74	46	5	21	215	11.9	
05	WINCHESTER, John	18	4	557	30.9	70	179	.391	25	88	.284	50	70	.714	17	47	64	3.6	51	1	42	39	4	18	215	11.9	
32	WEHYE, Chris	18	14	466	25.9	64	157	.408	10	47	.213	29	38	.763	33	67	100	5.6	48	0	19	36	5	18	167	9.3	
34	ANDERSON, Karl	17	10	331	19.5	57	88	.648	0	0	.000	50	66	.758	33	52	85	5.0	43	0	20	30	16	12	164	9.6	
24	BENSON, Craig	17	17	573	33.7	53	170	.312	32	109	.294	23	37	.622	9	28	37	2.2	28	0	25	33	1	13	161	9.5	
25	JOLLEY, Kevin	18	5	342	19.0	56	98	.571	0	0	.000	32	53	.604	29	66	95	5.3	36	1	22	32	2	11	144	8.0	
22	AKINYANJU, Victor	15	7	265	17.7	43	80	.538	0	0	.000	30	47	.638	36	38	74	4.9	58	4	14	26	20	13	116	7.7	
03	CASIMIR, Job	18	14	272	15.1	12	34	.353	3	11	.273	26	32	.812	3	17	20	1.1	32	0	31	33	1	8	53	2.9	
15	MEINBRESSE, Dale	18	1	172	9.6	13	28	.464	10	17	.588	9	12	.750	4	24	28	1.6	26	0	8	20	2	7	45	2.5	
11	CRAFTON, Van	11	0	43	3.9	11	22	.500	10	18	.556	1	2	.500	0	3	3	0.3	7	0	3	5	0	1	33	3.0	
50	CASHIN, Andrew	3	0	5	1.7	2	3	.667	2	2	1.000	0	2	.000	0	0	0	0.0	2	0	0	0	0	0	6	2.0	
21	WILSON, Jason	6	1	32	5.3	2	7	.286	0	3	.000	1	2	.500	0	5	5	0.8	4	0	3	4	1	1	5	0.8	
10	TIPSON, Nicholas	3	0	11	3.7	0	0	.000	0	0	.000	0	0	.000	0	2	2	0.7	2	0	3	2	0	0	0	0.0	
TM	TEAM																										
	Total	18				456	1023	.446	114	350	.326	298	418	.713	209	450	659	36.6	384	8	264	307	57	123	1324	73.6	
	Opponents	18				455	1044	.436	112	332	.337	328	462	.710	210	416	626	34.8	364	-	239	265	74	156	1350	75.0	