

Men's Basketball
Media Packet



2008 NEC Men's Basketball Tournament

Quarterfinals: March 6

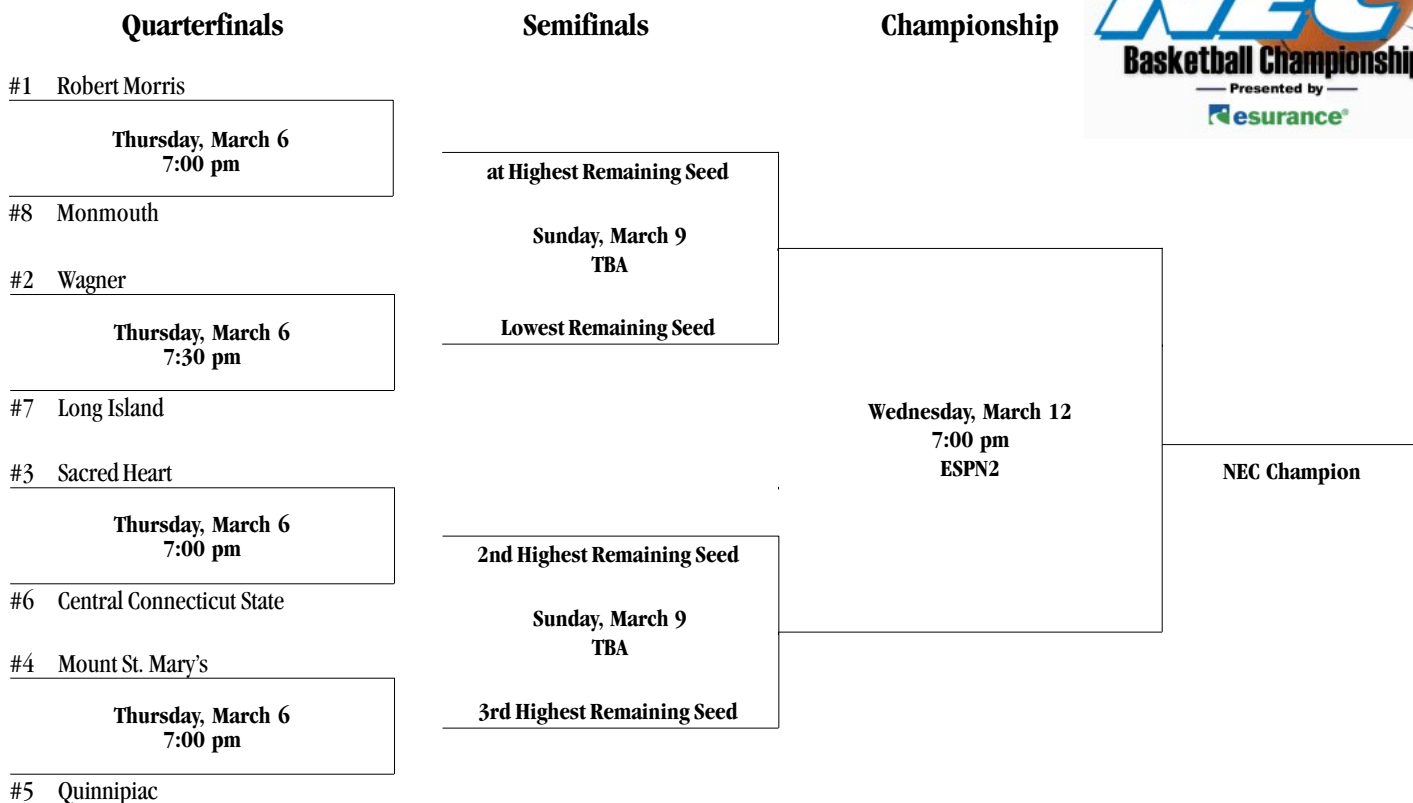
Semifinals: March 9

Championship: March 12

All Games Held At Campus Sites

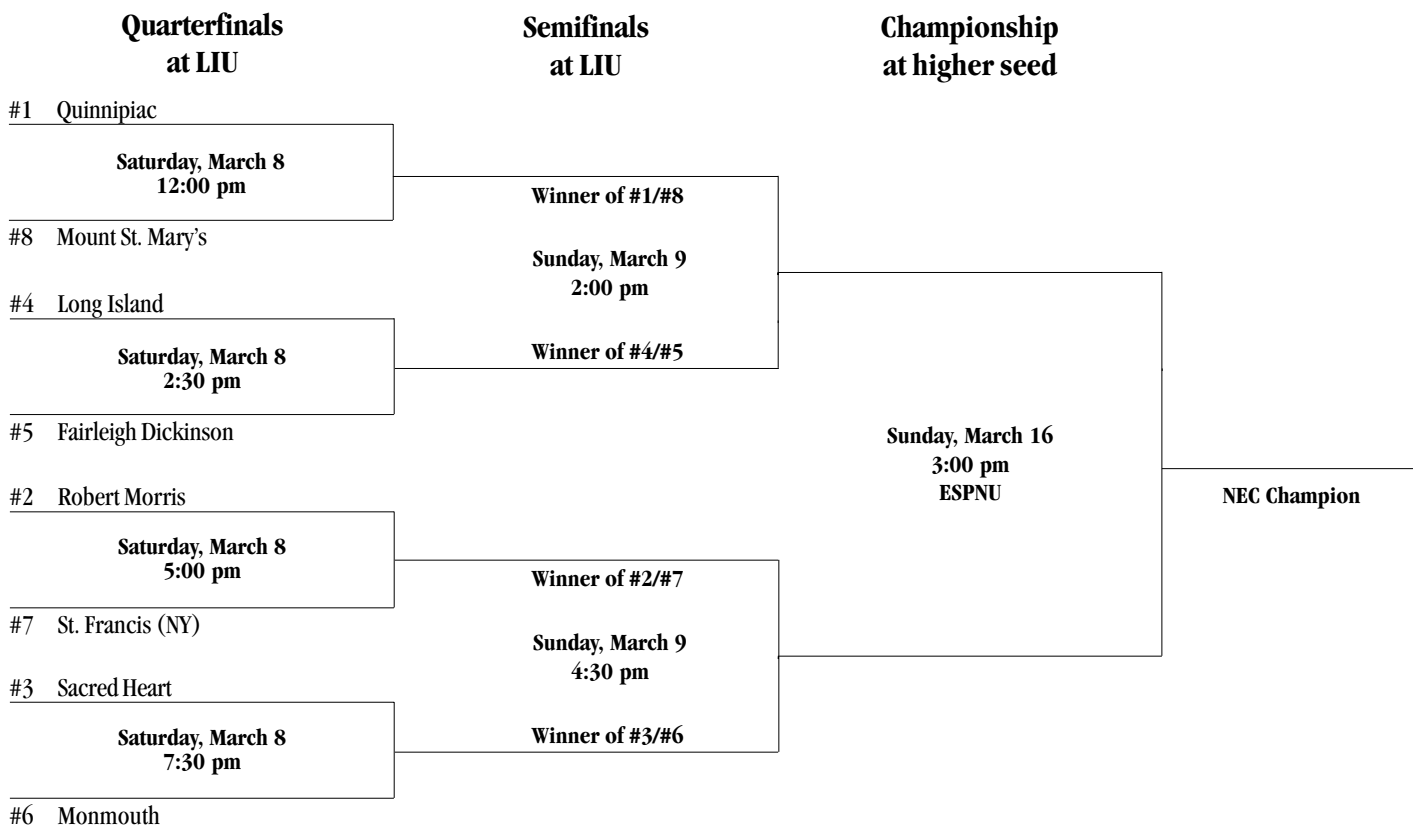
2008 NEC Men's Basketball Tournament

Games held at campus sites. Higher seed hosts all games. Teams will be reseeded after quarterfinals.



2008 NEC Women's Basketball Tournament

Quarterfinals and Semifinals held at Long Island. Championship held at home of higher seed.





2007-08

MEN'S BASKETBALL

News & Notes

200 Cottontail Lane, Vantage Court North, Somerset, NJ 08873
 Phone: 732-469-0440/Fax: 732-469-0744

Men's Basketball Contact: Ron Ratner, Associate Commissioner
 E-Mail: rratner@northeastconference.org

Quinnipiac • Robert Morris • Sacred Heart • St. Francis (NY) • Saint Francis (PA) • Wagner

NEC Men's Basketball Facts & Figures

Last Week's Results

Thursday, February 28

QUINNIPIAC 76, CCSU 73 (OT)
 LONG ISLAND 83, ST. FRANCIS (NY) 68
 ROBERT MORRIS 82, SACRED HEART 69
 MONMOUTH 73, SAINT FRANCIS (PA) 64
 WAGNER 78, FAIRLEIGH DICKINSON 67

Saturday, March 1

ROBERT MORRIS 71, LONG ISLAND 68
 MOUNT ST. MARY'S 81, MONMOUTH 67
 WAGNER 77, QUINNIPIAC 68
 FAIRLEIGH DICKINSON 72, SAINT FRANCIS (PA) 70 (OT)

Sunday, March 2

CCSU 100, SACRED HEART 87

END OF REGULAR SEASON

Home Team Underlined

Choice Hotels

NEC Player of the Week

Nov. 12 Durell Vinson, WC
 Nov. 19 Tony Lee, RMU
 Nov. 26 Mark Porter, WC
 Dec. 3 Jeremy Chappell, RMU
 Dec. 10 Jeremy Goode, MSM
 Dec. 17 Mark Baptiste, FDU
 Dec. 31 Tony Lee, RMU
 Jan. 7 Manny Ubilla, FDU
 Jan. 14 DeMario Anderson, QU
 Jan. 21 DeMario Anderson, QU
 Jan. 28 Devin Sweetney, SFPA
 Feb. 4 Drew Shubik, SHU
 Feb. 11 Mark Porter, WC
 Feb. 18 Durell Vinson, WC
 Feb. 25 Bateko Francisco, RMU
 Mar. 3 DeMario Anderson, QU

Choice Hotels

NEC Rookie of the Week

Nov. 12 Evann Baker, QU
 Nov. 19 John Galvin, FDU
 Nov. 26 Kyle Johnson, LIU
 Dec. 3 Ed Zajac, QU
 Dec. 10 Evann Baker, QU
 Dec. 17 David Simmons, CCSU
 Dec. 31 David Hicks, LIU
 Jan. 7 Justin Rutty, QU
 Jan. 14 Ken Horton, CCSU
 Jan. 21 Shemik Thompson, CCSU
 Jan. 28 Ricky Cadell, SFNY
 Feb. 4 Ken Horton, CCSU
 Feb. 11 Shemik Thompson, CCSU
 Feb. 18 Shawn Atupem, MSM
 Feb. 25 Shemik Thompson, CCSU
 Mar. 3 Ken Horton, CCSU



NEC Website

For all the latest news, scores, statistics and notes, visit the NEC website at www.northeastconference.org

Standings and statistics are updated daily.

Northeast Conference Men's Basketball (Week 16 • March 3, 2008)

School	NEC Pct.	Overall Pct.	Streak	Home	Away	Neutral
1. Robert Morris*	16-2 .889	25-6 .806	W13	10-3	14-2	1-1
2. Wagner*	15-3 .833	22-7 .759	W2	12-2	10-5	0-0
3. Sacred Heart*	13-5 .722	16-13 .552	L2	8-5	8-8	0-0
4. Mount St. Mary's*	11-7 .611	15-14 .517	W2	7-7	8-7	0-0
Quinnipiac*	11-7 .611	15-14 .517	L1	7-7	8-7	0-0
6. Central Connecticut State*	10-8 .556	14-15 .483	W1	8-6	6-9	0-0
7. Long Island*	7-11 .389	15-14 .517	L1	9-5	5-9	1-0
8. Fairleigh Dickinson	4-14 .222	8-20 .286	W1	4-8	4-10	0-2
St. Francis (NY)	4-14 .222	7-22 .241	L1	4-10	3-12	0-0
Monmouth*	4-14 .222	7-23 .233	L1	2-11	3-11	2-1
Saint Francis (PA)	4-14 .222	6-23 .207	L5	3-12	3-11	0-0

* Clinched NEC Tournament berth. Top eight teams qualify for NEC Tournament

Choice Hotels NEC Player of the Week

DeMario Anderson, Quinnipiac

Sr., G, 6-4, 205 lbs., Oxon Hill, MD/Oxon Hill (CCSU, Globe Institute)

Anderson takes home his third *Choice Hotels* NEC Player of the Week award to close out the regular season. The Oxon Hill, MD native averaged 27.5 points, 6.0 rebounds, 3.0 assists and shot 50.0 percent from the field in the Bobcats' 1-1 week. Anderson may have provided the most memorable NEC moment of the year on Thursday when his halfcourt shot at the buzzer gave the Bobcats a 76-73 overtime win on the road over in-state rival CCSU. The shot was named ESPN's *Play of the Day* and capped an evening that saw the senior guard tally 28 points (4-7 3PFG) and seven rebounds. Two days later, Anderson scored 27 points on 9-16 shooting from the floor, and added five rebounds and four assists in a 77-68 setback at Wagner. He finished the regular season as the NEC's leading scorer at 21.7 ppg, including a league-best 19 games with 20 or more points. Anderson, who has now scored in double figures in 47 straight games, will lead the #5 seeded Bobcats when they travel to Emmitsburg, MD this Thursday to take on #4 Mount St. Mary's in the NEC Tournament quarterfinals.

Choice Hotels NEC Rookie of the Week

Ken Horton, Central Connecticut State

Fr., F, 6-6, 185 lbs., Ossining, NY/Ossining

Horton picks up his third *Choice Hotels* NEC Rookie of the Week honor, tying him with teammate Shemik Thompson for most in the conference this season. On the week, he averaged 21.0 points, 7.5 rebounds, 2.0 blocks and shot a scintillating 83.3 percent from the floor, sinking 15-of-18 shots. He did not miss a two-point attempt on the week, converting 3-6 from three-point range while draining 9-11 (.818) from the charity stripe. In a 76-73 overtime setback to Quinnipiac on Thursday, Horton finished one off his career-high with 25 points (9-11 FG) - including seven in the extra session - six boards and three rejections. His trifecta with 2.5 seconds remaining in overtime knotted the score at 73-73 before the Blue Devils fell moments later on a buzzer beater. In a preview of their NEC quarterfinal matchup this Thursday, Horton sank 6-7 shots from the field in a 17-point, nine-rebound effort as CCSU went on the road to knock off Sacred Heart by a score of 100-87. The Ossining, NY product leads all NEC freshman in scoring with 12.8 ppg. He is also the NEC leader with 2.1 blocks per outing and ranks fourth in field goal percentage (.549).

NEC Tournament

(all games held at home of higher seed)

Quarterfinals

Thursday, March 6

- #8 Monmouth at #1 Robert Morris, 7:00 pm
- #7 Long Island at #2 Wagner, 7:30 pm
- #6 CCSU at #3 Sacred Heart, 7:00 pm
- #5 Quinnipiac at #4 Mount St. Mary's, 7:00 pm

Semifinals

Sunday, March 9

Lowest Remaining Seed at Highest Remaining Seed, Time TBA
 3rd Highest Remaining Seed at 2nd Highest Remaining Seed, Time TBA

Championship

Wednesday, March 12
 at 7:00 pm (ESPN2)





2007-08 NEC Men's Basketball Schedule

Schedule Subject To Change. All times are Eastern Standard Time.



Central Connecticut State

(14-15, 10-8 NEC)

N 11	at Princeton	L 57-59
N 14	Albany	L 60-63 (OT)
N 17	New Hampshire	L 70-78
N 20	at Binghamton	W 68-65 (OT)
N 25	at Lafayette	L 54-71
N 28	at LaSalle	L 55-59
D 1	Lehigh	W 65-55
D 6	SACRED HEART	L 52-68
D 8	MOUNT ST. MARY'S	L 59-60
D 11	UMBC	W 58-54
D 16	Delaware	W 81-48
D 22	at UMass	L 55-79
D 30	at Vermont	L 63-84
J 3	at WAGNER	L 60-68
J 5	at ST. FRANCIS (NY)	W 80-75 (OT)
J 10	SAINT FRANCIS (PA)	W 75-64
J 14	LONG ISLAND	W 75-59
J 17	at MONMOUTH	W 73-65
J 19	FAIRLEIGH DICKINSON	W 85-63
J 24	at ROBERT MORRIS	L 73-84
J 26	at SAINT FRANCIS (PA)	L 72-73
F 2	WAGNER	W 89-63
F 7	at QUINNIPIAC	W 85-71
F 9	ST. FRANCIS (NY)	W 76-61
F 14	ROBERT MORRIS	L 74-80
F 16	at LONG ISLAND	L 64-78
F 21	at FAIRLEIGH DICKINSON	W 73-60
F 28	QUINNIPIAC	L 73-76 (OT)
M 2	at SACRED HEART	W 100-87
NEC Tournament (all games at higher seed)		
M 6	at #3 SACRED HEART	7:00 pm
M 9	Semifinals	
M 12	Championship	

NEC Games in CAPS

Fairleigh Dickinson

(8-20, 4-14 NEC)

at NIT Season Tip-Off (at Syracuse)		
N 12	vs. Saint Joseph's	L 66-86
N 13	vs. Siena	L 66-88
N 16	at Lafayette	W 98-92
N 19	at Rider	L 70-85
N 25	at St. John's	L 67-92
D 8	at LONG ISLAND	L 77-90
D 10	Norfolk State	W 80-64
D 15	Stony Brook	W 74-71
D 22	St. Peter's	W 85-74
D 30	at Charlotte	L 59-65
J 2	at Rhode Island	L 63-94
J 5	at MOUNT ST. MARY'S	W 65-62
J 10	ROBERT MORRIS	L 59-64
J 12	ST. FRANCIS (NY)	L 83-88
J 17	at SACRED HEART	L 82-87
J 19	at CCSU	L 63-85
J 25	at MONMOUTH	W 70-66
J 27	WAGNER	L 67-71
J 31	SACRED HEART	L 81-92
F 2	QUINNIPIAC	L 74-78
F 7	at ROBERT MORRIS	L 45-95
F 9	at SAINT FRANCIS (PA)	W 79-61
F 14	MOUNT ST. MARY'S	L 61-78
F 18	MONMOUTH	L 58-66
F 21	CCSU	L 60-73
F 23	at ST. FRANCIS (NY)	L 70-74
F 28	at WAGNER	L 67-78
M 1	SAINT FRANCIS (PA)	W 72-70 (OT)

NEC Games in CAPS

Long Island

(15-14, 7-11 NEC)

N 12	at Notre Dame	L 50-82
N 16	at Army	W 64-54
N 20	Columbia	W 70-60
N 24	Canisius	W 70-63
N 28	at St. John's	L 56-68
D 1	Hartford	W 86-62
D 6	at MOUNT ST. MARY'S	L 55-73
D 8	FAIRLEIGH DICKINSON	W 90-77
D 10	at New Hampshire	W 86-78
D 13	Harvard	W 88-77
D 20	St. Peter's	W 67-62
at Central Florida Tournament		
D 30	vs. Texas-Pan American	W 95-83
D 31	at Central Florida	L 69-78
J 7	SACRED HEART	L 68-75
J 14	at CCSU	L 59-75
J 17	WAGNER	W 85-65
J 19	at QUINNIPIAC	L 80-84
J 24	at SACRED HEART	L 76-77
J 26	MOUNT ST. MARY'S	L 66-80
J 31	at WAGNER	L 65-68
F 2	MONMOUTH	W 70-66 (OT)
F 7	at SAINT FRANCIS (PA)	W 71-61
F 9	at ROBERT MORRIS	L 72-88
F 14	QUINNIPIAC	L 86-89
F 16	CCSU	W 78-64
F 21	ST. FRANCIS (NY)	L 64-67
F 23	at MONMOUTH	W 75-65
F 28	at ST. FRANCIS (NY)	W 83-68
M 1	ROBERT MORRIS	L 68-71
NEC Tournament (all games at higher seed)		
M 6	at #2 WAGNER	7:30 pm
M 9	Semifinals	
M 12	Championship	

NEC Games in CAPS

Monmouth

(7-23, 4-14 NEC)

N 9	at Colgate	L 60-63
N 11	at Seton Hall	L 81-89 (OT)
at Paradise Jam (St. Thomas, US Virgin Islands)		
N 16	vs. Notre Dame	L 33-76
N 17	vs. Wichita State	W 59-50
N 19	vs. Charlotte	W 58-56 (OT)
N 28	at St. Peter's	L 62-72
D 2	SACRED HEART	L 53-80
D 8	Penn	L 61-69
D 11	at Hartford	L 53-67
D 15	Rider	L 55-76
D 23	Florida Atlantic	L 57-62
D 28	at Lehigh	L 39-56
D 30	Princeton	W 59-50
J 3	at ROBERT MORRIS	L 44-59
J 5	at SAINT FRANCIS (PA)	W 51-50
J 10	WAGNER	L 62-77
J 12	QUINNIPIAC	L 58-71
J 17	CCSU	L 65-73
J 19	at ST. FRANCIS (NY)	W 62-60 (OT)
J 25	FAIRLEIGH DICKINSON	L 66-70
J 31	ROBERT MORRIS	L 60-61
F 2	at LONG ISLAND	L 66-70 (OT)
F 7	at SACRED HEART	L 62-74
F 9	MOUNT ST. MARY'S	L 66-76
F 16	at WAGNER	L 61-68
F 18	at FAIRLEIGH DICKINSON	W 66-58
F 21	at QUINNIPIAC	L 60-62
F 23	LONG ISLAND	L 65-75
F 28	SAINT FRANCIS (PA)	W 73-64
M 1	at MOUNT ST. MARY'S	L 67-81
NEC Tournament (all games at higher seed)		
M 6	at #1 ROBERT MORRIS	7:00 pm
M 9	Semifinals	
M 12	Championship	

NEC Games in CAPS

Mount St. Mary's

(15-14, 11-7 NEC)

N 10	at George Washington	L 62-77
N 17	LaSalle	L 63-66
N 24	at James Madison	L 73-85
N 26	American	L 45-66
D 1	Loyola (MD)	W 70-58
D 3	at Navy	W 62-58
D 6	LONG ISLAND	W 73-55
D 8	at CCSU	W 60-59
D 15	at Maine	W 66-59
D 18	Winthrop	W 64-59
D 21	Lafayette	L 72-76
D 28	at Oregon	L 73-81
J 3	at ST. FRANCIS (NY)	W 68-60
J 5	FAIRLEIGH DICKINSON	L 62-65
J 7	at Oklahoma	L 57-81
J 10	at QUINNIPIAC	L 59-70
J 17	SAINT FRANCIS (PA)	W 56-44
J 19	SACRED HEART	L 59-67
J 24	at WAGNER	L 70-74
J 26	at LONG ISLAND	W 80-66
J 31	ST. FRANCIS (NY)	W 97-60
F 2	ROBERT MORRIS	L 63-75
F 7	WAGNER	L 75-83 (OT)
F 9	at MONMOUTH	W 76-66
F 14	at FAIRLEIGH DICKINSON	W 78-61
F 16	QUINNIPIAC	W 77-70
F 21	at ROBERT MORRIS	L 66-69
F 23	at SAINT FRANCIS (PA)	W 72-61
M 1	MONMOUTH	W 81-67
NEC Tournament (all games at higher seed)		
M 6	#5 QUINNIPIAC	7:00 pm
M 9	Semifinals	
M 12	Championship	

NEC Games in CAPS

Quinnipiac

(15-14, 11-7 NEC)

N 11	Hartford	W 85-79 (2 OT)
N 14	at Binghamton	L 75-88
N 20	Maine	L 59-64
N 25	at New Hampshire	L 70-77
N 28	at Lehigh	W 92-88 (2 OT)
D 3	Brown	L 79-86 (OT)
D 6	ST. FRANCIS (NY)	W 90-79
D 9	at Army	W 58-54
D 16	at Connecticut	L 49-82
D 19	Dartmouth	W 85-63
D 22	at Vermont	L 72-80
D 31	Cornell	L 84-86 (OT)
J 3	at SAINT FRANCIS (PA)	W 74-61
J 5	ROBERT MORRIS	L 79-86
J 10	MOUNT ST. MARY'S	W 70-59
J 12	at MONMOUTH	W 71-58
J 17	at ST. FRANCIS (NY)	W 75-72
J 19	LONG ISLAND	W 84-80
J 26	at SACRED HEART	L 74-75
J 31	SAINT FRANCIS (PA)	W 73-55
F 2	at FAIRLEIGH DICKINSON	W 78-74
F 7	CCSU	L 71-85
F 11	WAGNER	L 70-82 (OT)
F 14	at LONG ISLAND	W 89-86
F 16	at MOUNT ST. MARY'S	L 70-77
F 21	MONMOUTH	W 62-60
F 23	SACRED HEART	L 74-88
F 28	at CCSU	W 76-73 (OT)
M 1	at WAGNER	L 68-77
NEC Tournament (all games at higher seed)		
M 6	at #4 MOUNT ST. MARY'S	7:00 pm
M 9	Semifinals	
M 12	Championship	

NEC Games in CAPS



2007-08 NEC Men's Basketball Schedule

Schedule Subject To Change. All times are Eastern Standard Time.



Robert Morris (25-6, 16-2 NEC)

N 10	Iona	W 72-66
	Philadelphia Classic	
N 14	at Navy	W 93-77
N 18	at Seton Hall	L 107-111 (OT)
N 23	vs. Drexel	L 40-56
N 24	vs. Howard	W 72-53
N 29	at Florida International	W 88-61
D 2	at Fordham	W 72-66
D 5	Central Michigan	L 72-83
D 8	SAINT FRANCIS (PA)	L 66-75
D 17	at Youngstown State	W 74-71
D 19	Canisius	W 91-73
D 28	at Duquesne	L 70-86
D 30	Lafayette	W 88-76
J 3	MONMOUTH	W 59-44
J 5	at QUINNIPIAC	W 86-79
J 7	at Boston College	W 57-51
J 10	at FAIRLEIGH DICKINSON	W 64-59
J 13	SACRED HEART	L 69-82
J 19	at SAINT FRANCIS (PA)	W 65-55
J 24	CCSU	W 84-73
J 26	ST. FRANCIS (NY)	W 83-78
J 31	at MONMOUTH	W 61-60
F 2	at MOUNT ST. MARY'S	W 75-63
F 7	FAIRLEIGH DICKINSON	W 95-45
F 9	LONG ISLAND	W 88-72
F 14	at CCSU	W 80-74
F 16	at ST. FRANCIS (NY)	W 73-65
F 21	MOUNT ST. MARY'S	W 69-66
F 23	WAGNER	W 74-52
F 28	at SACRED HEART	W 82-69
M 1	at LONG ISLAND	W 71-68
	NEC Tournament (all games at higher seed)	
M 6	#8 MONMOUTH	7:00 pm
M 9	Semifinals	
M 12	Championship	

NEC Games in CAPS

Sacred Heart (16-13, 13-5 NEC)

N 10	at Yale	L 71-82
N 12	Army	L 49-64
N 14	at Hartford	L 55-70
N 18	at Fairfield	L 75-84
N 20	at St. John's	L 49-76
N 25	at Albany	L 57-75
N 30	Columbia	W 75-59
D 2	at MONMOUTH	W 80-53
D 6	at CCSU	W 68-52
D 19	at Providence	L 89-94
D 22	Harvard	W 75-66
D 28	at Boston College	L 75-80
D 30	Holy Cross	W 61-58
J 5	WAGNER	L 63-70
J 7	at LONG ISLAND	W 75-68
J 10	ST. FRANCIS (NY)	L 63-73
J 13	at ROBERT MORRIS	W 82-69
J 17	FAIRLEIGH DICKINSON	W 87-82
J 19	at MOUNT ST. MARY'S	W 67-59
J 24	LONG ISLAND	W 77-76
J 26	QUINNIPIAC	W 75-74
J 31	at FAIRLEIGH DICKINSON	W 92-81
F 2	at ST. FRANCIS (NY)	W 63-59
F 7	MONMOUTH	W 74-62
F 14	at WAGNER	L 92-100 (2 OT)
F 16	SAINT FRANCIS (PA)	W 73-57
F 23	at QUINNIPIAC	W 88-74
F 28	ROBERT MORRIS	L 69-82
M 2	CCSU	L 87-100
	NEC Tournament (all games at higher seed)	
M 6	#3 CCSU	7:00 pm
M 9	Semifinals	
M 12	Championship	

NEC Games in CAPS

St. Francis (NY) (7-22, 4-14 NEC)

N 9	Hartford	W 62-59
N 14	at St. John's	L 64-72
N 17	at Maine	L 82-85 (OT)
N 21	Hofstra	W 60-57
N 24	at Manhattan	L 69-77
N 28	Fairfield	W 55-51
D 2	Ohio	L 63-67
D 6	at QUINNIPIAC	L 79-90
D 8	at WAGNER	L 59-64
D 10	at Columbia	L 64-83
D 15	at Albany	L 53-66
D 22	at South Florida	L 66-86
D 29	Navy	L 83-85
J 3	MOUNT ST. MARY'S	L 60-68
J 5	CCSU	L 75-80 (OT)
J 10	at SACRED HEART	W 73-63
J 12	at FAIRLEIGH DICKINSON	W 88-83
J 17	QUINNIPIAC	L 72-75
J 19	MONMOUTH	L 60-62 (OT)
J 24	at SAINT FRANCIS (PA)	L 84-92 (3 OT)
J 26	at ROBERT MORRIS	L 78-83
J 31	at MOUNT ST. MARY'S	L 60-97
F 2	SACRED HEART	L 59-63
F 9	at CCSU	L 61-76
F 14	SAINT FRANCIS (PA)	L 50-63
F 16	ROBERT MORRIS	L 65-73
F 21	at LONG ISLAND	W 67-64
F 23	FAIRLEIGH DICKINSON	W 74-70
F 28	LONG ISLAND	L 68-83

NEC Games in CAPS

St. Francis (PA) (6-23, 4-14 NEC)

N 10	American	L 68-75
N 12	at Penn State	L 64-74
N 14	Morgan State	L 53-77
N 17	Lehigh	L 66-71
N 24	at LaSalle	L 59-65
N 28	Youngstown State	L 65-70
D 1	at Bucknell	W 57-54
D 8	at ROBERT MORRIS	W 75-66
D 15	Lock Haven	W 77-64
D 19	Iona	L 66-76
D 21	at Duquesne	L 80-99
D 29	at Arizona State	L 56-95
J 3	QUINNIPIAC	L 64-71
J 5	MONMOUTH	L 50-51
J 10	at CCSU	L 64-75
J 12	at WAGNER	L 59-60
J 16	at MOUNT ST. MARY'S	L 44-56
J 19	ROBERT MORRIS	L 55-65
J 24	ST. FRANCIS (NY)	W 92-84 (3 OT)
J 26	CCSU	W 73-72
J 31	at QUINNIPIAC	L 55-73
F 7	LONG ISLAND	L 61-71
F 9	FAIRLEIGH DICKINSON	L 61-79
F 14	at ST. FRANCIS (NY)	W 63-50
F 16	at SACRED HEART	L 57-73
F 21	WAGNER	L 72-80 (2 OT)
F 23	MOUNT ST. MARY'S	L 61-72
F 28	at MONMOUTH	L 64-73
M 1	at FAIRLEIGH DICKINSON	L 70-72 (OT)

NEC Games in CAPS

Wagner (22-7, 15-3 NEC)

N 9	at Lafayette	W 74-70
N 14	Manhattan	L 56-69
N 17	at St. Peter's	L 69-72
N 20	William & Mary	W 88-81
N 24	Bucknell	W 64-55
N 28	at Brown	W 64-63
D 1	at Yale	W 71-68
D 4	Columbia	L 59-75
D 8	ST. FRANCIS (NY)	W 64-59
D 15	UMES	W 105-86
D 22	at Loyola Marymount	W 82-79 (OT)
D 29	at Kansas State	L 59-101
J 3	CCSU	W 68-60
J 5	at SACRED HEART	W 70-63
J 10	at MONMOUTH	W 77-62
J 12	SAINT FRANCIS (PA)	W 60-59
J 17	at LONG ISLAND	L 65-85
J 24	MOUNT ST. MARY'S	W 74-70
J 27	at FAIRLEIGH DICKINSON	W 71-67
J 31	LONG ISLAND	W 68-65
F 2	at CCSU	L 63-89
F 7	at MOUNT ST. MARY'S	W 83-75 (OT)
F 11	at QUINNIPIAC	W 82-70 (OT)
F 14	SACRED HEART	W 100-92 (2 OT)
F 16	MONMOUTH	W 68-61
F 21	at SAINT FRANCIS (PA)	W 80-72 (2 OT)
F 23	at ROBERT MORRIS	L 52-74
F 28	FAIRLEIGH DICKINSON	W 78-67
M 1	QUINNIPIAC	W 77-68
	NEC Tournament (all games at higher seed)	
M 6	#7 LONG ISLAND	7:30 pm
M 9	Semifinals	
M 12	Championship	

NEC Games in CAPS



1. The NEC will employ a campus site playoff format for the fourth year in a row after an eight-year absence that saw the league's annual postseason tournament contested at one campus site (1999), at a municipal arena (2000-01) and at a single campus site for the quarterfinals and semifinals, followed by the highest remaining seed hosting the championship game (1998, 2002-04). The conference had previously employed a high-seed hosting format from 1991-97, though teams were not reseeded after the quarterfinals as the tournament is currently constructed.
2. Six of the eight teams that qualified for the 2007 NEC Tournament return again this season. The absentees are **Fairleigh Dickinson** and **St. Francis (NY)**. The newcomers are **Long Island** and **Monmouth**.
3. **Central Connecticut State** has earned an NEC Tournament berth ten straight years, the longest current run in the conference.
4. Top-seed **Robert Morris** has won the NEC championship in each of its previous three appearances when seeded first (1989, 1990 and 1992).
5. With four regular season conference wins, **Monmouth** qualified for the tournament with the fewest league victories since the Hawks (3-13) and Robert Morris (4-12) landed spots in the 1998 event.
6. Since moving to the eight-team tourney format in 1998 (seven qualified in 2001 only), **Central Connecticut State** has qualified for the NEC Tournament ten out of 11 times, while **Fairleigh Dickinson**, **Monmouth**, **Robert Morris**, **St. Francis (NY)** and **Wagner** are one behind with nine. **Long Island** and **Mount St. Mary's** have made it seven of those years, followed by six for **Saint Francis (PA)**, five for **Quinnipiac** (first eligible in 2001) and four for **Sacred Heart** (first eligible in 2002).
7. **Fairleigh Dickinson** and **Robert Morris** own more tournament wins at home than any other league school with 11. All 11 home victories for the Colonials came between 1982 and 1994. Long Island and Monmouth are tied for third with nine apiece.
8. **Central Connecticut State** has recorded the second best winning percentage in NEC Tournament history. The Blue Devils are 14-6 (.700) in nine tourney appearances. Likewise, CCSU head coach **Howie Dickenman** has posted an 14-6 (.700) record in NEC postseason play, the highest winning percentage among active league coaches and fourth all-time.
9. Since the league scrapped a divisional format in 1984, #1 seeds are a perfect 24-0 in their opening game of the NEC Tournament.
10. In two of the last three years, #8 seeds have nearly pulled off the first-ever upset of a #1 seed in NEC quarterfinal round play. In 2005, **Monmouth's** Marques Alston hit a layup at the buzzer to give the Hawks a 54-53 win over #8 CCSU. In 2006, **Fairleigh Dickinson's** Gordon Klaiber hit a bucket with ten seconds left on the clock as the Knights avoided the upset with a 66-65 triumph over #8 Quinnipiac.
11. While only five #7 seeds have ousted a #2 seed in the NEC Tournament, four of these upsets have come since 200. In 2004, **Central Connecticut State** knocked out St. Francis (NY) (81-68) after **Fairleigh Dickinson** defeated Monmouth (63-61) in 2003, **Quinnipiac** topped Wagner (87-78) in 2002 and **Mount St. Mary's** booted Fairleigh Dickinson (73-68) in 2000. Marist also beat Monmouth (75-60) in 1992.
12. Only three NEC Tournaments - in 1987, 1991 and 1994 - have gone exactly according to seeding.
13. No NEC team has ever won three straight games on the road to win the league championship. Teams that have won NEC title games on the road (not including neutral sites): **Monmouth** (2006), **FDU** (1998), **Mount St. Mary's** (1995), **FDU** (1985) and **Robert Morris** (1983).
14. Conference teams have posted a 68-27 record (71.6 percent) when hosting NEC Tournament games throughout the league's history (current NEC teams only).
15. The 2008 quarterfinals will feature a rematch from last season's title game when **CCSU** edged **Sacred Heart**, 74-70, to win its third league championship. The Blue Devils have eliminated Sacred Heart from the tourney in all three of the Pioneers previous tournament appearances.
16. Quarterfinal opponents **Mount St. Mary's** and **Quinnipiac** will meet for the first time in the NEC Tournament.
17. **Robert Morris** is the NEC's hottest team entering the NEC Tournament, having won a school-record 13 straight games. The 13-game streak is the longest by a conference program since CCSU reeled off an NEC-record 19 straight victories in 2001-02. **Wagner** has won seven of its last eight outings, while **Mount St. Mary's** has won five of its last six games.
18. **Wagner** has won ten straight games at home, while Robert Morris has gone unbeaten at home in its last six games.
19. The #2 seed in the NEC Tournament - **Wagner** - lost to quarterfinal partner and #7 seed **Long Island** earlier this season. The Seahawks fell, 85-65, on January 17th in Brooklyn, but came back to score a 68-65 home win on January 31st.
20. **Robert Morris** went undefeated on the road against NEC competition in 2007-08. The Colonials, however, will play all their playoff games at home. Sacred Heart, which went 8-1 away from home versus NEC rivals, will host at least a quarterfinal round game.
21. Mount St. Mary's is 0-5 against the three teams seeded higher in the tournament, but 6-1 against the rest of the field.
22. The following players in this year's tournament have competed on NEC championship teams: CCSU's **Tristan Blackwood**, **Joe Seymore** and **Dannie Powell**, along with Monmouth's **Whitney Coleman** and **Alex Nunner**.
23. Good times in Moon Township. While the Robert Morris men have won 13 in a row, the Colonial women have won 14 straight entering the postseason.
24. **CCSU** has won three NEC titles, but only when seeded first in the field (2000, 2002 and 2007).
25. **Monmouth's** rally from a 20-point second half deficit to win the 2001 NEC crown marked the biggest championship game comeback in league history.
26. **Fairleigh Dickinson** holds the league record for consecutive NEC semifinal appearances with nine in a row from 1983-91. St. Francis (NY) (1999-03) and Rider (1993-97) turned the trick five consecutive years.

27. CCSU's **Javier Mojica** (2007), Wagner's **Jermaine Hall** (2003), Monmouth's **Rahsaan Johnson** (2001), CCSU's **Rick Mickens** (2000), Long Island's **Charles Jones** (1997), Rider's **Darrick Suber** (1993), Robert Morris' **Myron Walker** (1992), St. Francis (PA)'s **Mike Iuzzolino** (1991), Robert Morris' **Vaughn Luton** (1989) and Long Island's **Carey Scurry** (1984) all were named NEC regular season and tournament Most Valuable Player. Incidentally, three of these players (Jones, Iuzzolino and Scurry) were named to the NEC's 10-man 25th Anniversary team in January, 2006.
28. The only teams to win back-to-back NEC titles are **Robert Morris**, which did it twice (1982-83 and 1989-90), along with Marist (1986, 1987) and Rider (1993, 1994).
29. In what will forever be known as "The Shot," Rider's Darrick Suber earned a place in NEC annals and ESPN Championship Week history in 1993. The Broncos and Seahawks battled tooth-and-nail for 39-plus minutes as Suber and Wagner's Bobby Hopson waged their own individual dual. With the Broncos trailing by a point in the game's waning seconds, Suber went coast-to-coast and hit an off-balance leaner just inside the free-throw line as time expired. The victory sent the Broncos Zoo into a frenzy and for a short time, brought the NEC into the forefront of the college basketball world.
30. The longest win streak in NEC Tournament history is eight, shared by **Robert Morris** (1982-84) and Rider (1993-95).
31. NEC Championship games have historically been tightly contested affairs. Six games have been decided by exactly one point, including **Monmouth's** 49-48 win over Fairleigh Dickinson in 2006. Twelve have been decided by five points or less and 18 by ten or fewer points.
32. **Fairleigh Dickinson** has qualified for 25 of the league's 27 postseason tournaments - the most of any NEC school - since the inception of the conference in 1982. The Knights missed out on the festivities in 2002 and this season. **Robert Morris** is next with 24 appearances.
33. The only coaches involved in this year's tournament who have NEC championships under their belts are CCSU's **Howie Dickenman** and Monmouth's **Dave Calloway**. Dickenman's Blue Devils won the title in 2000, 2002 and 2007, while Calloway's Hawks were victorious in 2001, 2004 and 2006.
34. **Mount St. Mary's** (1999) is the lone NEC school to win the conference title without having both a winning overall and conference record prior to entering the tournament. That same season, the Mount became the lowest seeded team (#6) to win the NEC Tournament
35. Monmouth's **Alex Blackwell** (1990) and Rider's **Charles Smith** (1994) are the only two players to win both NEC Rookie of the Year and NEC Tournament MVP in the same season.
36. **St. Francis (NY)** is the lone NEC charter member - a group that also includes Fairleigh Dickinson, Long Island, Robert Morris, St. Francis (PA) and Wagner - that has yet to win an NEC title. The Terriers have also played the most games in NEC Tournament history (31) without winning a championship.
37. Fairleigh Dickinson's **Tom Green** and Marist's Dave Magarity are the only head coaches in league history to capture the NEC Tournament in their first season with their clubs. Every coach at this year's event aside from Quinnipiac's **Tom Moore** and Robert Morris' **Mike Rice** has previous NEC tourney experience.
38. The largest margin of victory an NEC Tournament game is 35 points. That came on March 1, 1996 when **Mount St. Mary's** defeated Long Island, 93-58.
39. **Robert Morris** set a new NEC Tournament record on March 6, 2004, holding St. Francis (PA) to just 43 points in a quarterfinal victory.
40. **Robert Morris** has won the most NEC Tournament titles with five, but none since 1992. **Fairleigh Dickinson** has won 27 NEC tournament games, five ahead of Robert Morris for the most in conference history.

Bonus Notes!

41. Monmouth's **Rahsaan Johnson** holds the NEC Tournament single-game scoring mark with 40 points in an 86-70 loss to St. Francis (NY) on March 3, 2000.
42. **Fairleigh Dickinson's** 18 straight NEC Tournament appearances from 1984-01 is a league record. **CCSU's** ten straight appearances is the longest current streak in the conference.
43. With the absence of **Fairleigh Dickinson, St. Francis (NY)** and **Saint Francis (PA)**, this year's postseason marks just the third time in league history that three of the league's charter members have failed to reach the postseason. In 2006, St. Francis (NY), St. Francis (PA) and Wagner failed to qualify. In 2002, Fairleigh Dickinson, Long Island and St. Francis (PA) did not make it.
44. This year's event marks the 27th NEC Tournament. The first was contested in 1982 entirely at Marist College and was won by Robert Morris.



NEC Seed-ology

NEC Men's Basketball Tournament Preview

Head To Head Matchups • NEC Tournament Play

The following are the four quarterfinal matchups and how the teams have fared against each other in NEC Tournament play. QF denotes quarterfinals, SF denotes semifinals and CH denotes championship game.

#1 Robert Morris vs. #8 Monmouth

(Monmouth leads series, 2-1)
#1 Robert Morris 71, #2 Monmouth 66 (1990 CH)
#2 Monmouth 76, #3 Robert Morris 61 (1994 SF)
#1 Monmouth 62, #4 Robert Morris 45 (2004 SF)

#2 Wagner vs. #7 Long Island

(Wagner leads series, 2-1)
#3 Long Island 89, #6 Wagner 68 (1985 QF)
#5 Wagner 88, #4 Long Island 83 (2001 QF)
#1 Wagner 88, #8 Long Island 66 (2003 QF)

#3 Sacred Heart vs. #6 CCSU

(CCSU leads series, 3-0)
#1 CCSU 65, #8 Sacred Heart 54 (2002 QF)
#2 CCSU 86, #7 Sacred Heart 68 (2006 QF)
#1 CCSU 74, #2 Sacred Heart 70 (2007 CH)

#4 Quinnipiac vs. #5 Mount St. Mary's

(First meeting)

Head To Head Matchups • 2007-08 Regular Season

The following are the four quarterfinal matchups and how the teams fared against each other during the 2007-08 regular season. The home team is underlined.

#1 Robert Morris vs. #8 Monmouth

Robert Morris 59, Monmouth 44
Robert Morris 61, Monmouth 60

#2 Wagner vs. #7 Long Island

Long Island 85, Wagner 65
Wagner 68, Long Island 65

#3 Sacred Heart vs. #6 CCSU

Sacred Heart 68, CCSU 52
CCSU 100, Sacred Heart 87

#4 Quinnipiac vs. #5 Mount St. Mary's

Quinnipiac 70, Mount St. Mary's 59
Mount St. Mary's 77, Quinnipiac 70

Seed Breakdown

Presented is a list of first round records from the past 24 years of the NEC Tournament (1984-07) and how seeding has held up. #1 seeds are a perfect 24-0 overall in their first game of the tournament (18-0 in first round/quarterfinals and 6-0 in semifinals). This list excludes play-in games to face the #1 and/or #2 seed:

#1 seed	#2 seed	#3 seed	#4 seed	#5 seed	#6 seed	#7/#10 seed	#8/#9 seed
24-0	19-5	15-9	13-11	11-13	9-15	5-15	0-18

#1 seeds were awarded a bye in 1987-90, and faced the winner of the #4/#5 game. #2 seeds were also given a bye from 1987-90 and faced the winner of the #3/#6 game.

In 1991 and 2001, only seven teams qualified for the tournament. #1 seeds in those years met the winner of the #4/#5 game in the semifinals.

The NEC was split into divisions in 1982 and 1983 and did not conduct a traditional seeded tournament.

NEC Tournament Records

Here is how the eight teams have fared in NEC Tournament competition throughout the years:

Seed	School	Tournament Record	Semifinal Appearances	Championship Appearances	Championships
#1	Robert Morris	22-18	11	7	5
#2	Wagner	14-20	9	3	1
#3	Sacred Heart	2-3	1	1	0
#	Quinnipiac	4-4	3	1	0
#	Mount St. Mary's	12-10	7	2	2
#6	CCSU	14-6	6	5	3
#7	Long Island	20-18	10	5	2
#8	Monmouth	21-14	10	8	4

Charting The Tournament Seeds

Seed	School	Record	Highest Seed Since	Most League Wins Since	Most Overall Wins Since
#1	Robert Morris	25-6, 16-2 NEC	1991-92 (#1)	Most Wins Ever	Most Wins Ever
#2	Wagner	22-7, 15-3 NEC	2002-03 (#1)	2001-02 (15)	Most Wins Ever
#3	Sacred Heart	16-13, 13-5 NEC	2006-07 (#2)	Most Wins Ever	2006-07 (18)
#	Quinnipiac	15-14, 11-7 NEC	2006-07 (#3)	1999-00 (12)	2002-03 (17)
#	Mount St. Mary's	15-14, 11-7 NEC	2005-06 (#4)	2005-06 (11)	1998-99 (15)
#6	CCSU	14-15, 10-8 NEC	2006-07 (#1)	2006-07 (16)	2006-07 (22)
#7	Long Island	15-14, 7-11 NEC	2005-06 (#6)	2005-06 (9)	1997-98 (23)
#8	Monmouth	7-23, 4-14 NEC	2005-06 (#3)	2006-07 (7)	2006-07 (12)

Seed Trivia

By winning the 1999 NEC Tournament as the #6 seed, Mount St. Mary's became the lowest seeded NEC team to ever win a tournament championship. The Mount also became the first team in NEC history to win the conference crown without having both a winning overall and conference record prior to entering the tournament...In the 24 years since the NEC changed from a two division format, the #1 seed in the tournament has captured the crown 15 times. Teams seeded at #2 have won six tournaments, while two #3 seeds (Monmouth '96 and Monmouth '06) and one #6 seed (Mount St. Mary's 99) have won the title...While the top seed has won 15 of 24 NEC Tournament Championships under the current format, in five of the last 10 seasons, a team other than #1 has walked away with the tournament crown.

Hosting The Party

With the event being contested on campus sites, the chart below depicts how NEC teams have fared when hosting tournament games throughout the league's history:

Record Hosting NEC Tournament Games

CCSU:	5-1	Robert Morris:	11-5
Fairleigh Dickinson:	11-4	Sacred Heart:	2-0
Long Island:	9-3	St. Francis (NY):	2-1
Monmouth:	9-4	St. Francis (PA):	6-2
Mount St. Mary's:	5-2	<u>Wagner:</u>	<u>7-5</u>
Quinnipiac:	1-0	Total	68-27 (.716)

#1

Robert Morris

(25-6, 16-2 NEC)



- Robert Morris claimed its first NEC regular-season championship since 1992 and fifth overall by running its school record winning streak to 13 games last week with victories at Sacred Heart and LIU.
- The 13 straight wins is the third longest current streak in the nation behind Davidson's 19 and Cornell's 14.
- The 25 wins for the Colonials established a new school record, eclipsing the old mark of 23 by the 1982-83 club. It also tied CCSU (25-6 in 1999-00) for the second most wins in a season in NEC history. Robert Morris will eclipse CCSU's conference mark of 27 victories (27-5 in 2001-02) by winning the NEC Tournament.
- Robert Morris is ranked 12th in the *CollegiateInsider.com* Mid-Major poll.
- The Colonials received a single vote in the latest AP Top-25 poll.
- The Colonials' 16-2 league record tied for the third-best percentage (.889) in NEC history.
- Robert Morris finished the regular season with a 14-2 road record, including ten straight wins to close out the year. The Colonials went 9-0 on the road against NEC teams in 2007-08.
- With 25 wins, Mike Rice has established a new NEC record for victories by a first year head coach.
- The Colonials have won a league-high five NEC titles, all between 1982 and 1992.
- Robert Morris will be making its fifth straight NEC Tournament appearance. The Colonials reached the semifinals twice in that span (2004 and 2006).
- The Colonials earned their first #1 seed since 1992. Robert Morris has won the NEC championship each time it has been seeded first in the tourney (1989, 1990 and 1992).
- Robert Morris is 14-5 all-time in NEC Tournament games at home, including a record of 9-4 at the Sewall Center. The Colonials last tourney win at home was back in the 1994 quarterfinals, a 71-52 victory over Marist.
- The Colonials are 1-2 in the postseason against quarterfinal opponent Monmouth. The one win was a 71-66 triumph over the Hawks in the 1990 NEC title game.
- Junior guard **Jeremy Chappell (Cincinnati, OH/Northwest)** was named to the 2006 NEC All-Tournament team. That year, his three-pointer with 12 seconds to play gave the Colonials a 67-66 win over Mount St. Mary's in the quarterfinals.
- With 741 career caroms, senior guard **Tony Lee (Boston, MA/Charlestown)** enters the postseason 11 shy of breaking the school record of 751 held by Anthony Dickens (1985-90). He is 23rd on the NEC career chart.
- Lee's 199 assists in 2007-08 is five shy of the school's single season record of 204 established by Wade Timmerman in 1991-92.
- Lee has lifted his career marks to 1,454 points, 741 rebounds, 467 assists and 268 steals.
- Lee leads the NEC with 6.4 apg and 2.8 spg. He ranks fifth nationally in steals and 10th in assists.
- Lee is one of six players in NCAA history to post back-to-back triple-doubles, a feat he accomplished against LIU on February 9 (13/10/11) and CCSU on February 14 (12/10/10).
- Lee is the only player in NEC history to reach 1,000 points, 500 rebounds 250 assists and 250 steals in his career.
- Lee (1,454), senior forward **A.J. Jackson (Monessen, PA/Monessen)** (1,388) and Chappell (1,248) have now combined for 4,090 career points.
- Sophomore guard **Jimmy Langhurst (Willard, OH/Willard)** has shot 97.0 percent (32-33) from the charity stripe against league foes and is 33-39 (84.6 percent) at the line in the last five minutes of games.
- With 253 three-pointers, Robert Morris is seven shy of the school mark established in 2005-06.

2007-08 Meetings

Jan. 3 Robert Morris 59, Monmouth 44
Jan. 31 Robert Morris 61, Monmouth 60

All-Time Series (Tournament Play)

Monmouth leads series, 2-1

#8

Monmouth

(7-23, 4-14 NEC)



- Monmouth qualified for the final NEC playoff berth on Saturday when FDU eliminated Saint Francis (PA) on a Manny Ubilla three-pointer at the buzzer. As a result, Monmouth emerged from a four-way tie with Saint Francis, FDU and St. Francis (NY) for the eighth spot.
- Monmouth has qualified for the NEC Tournament in nine of Dave Calloway's 11 years as head coach. In their last appearance in 2006, the Hawks defeated FDU, 49-48, on a last second layup by Chris Kenny to capture the title.
- With four regular season conference wins, Monmouth qualified for the tournament with the fewest league victories since the Hawks (3-13) and Robert Morris (4-12) landed spots in the 1998 event.
- The Hawks are 2-1 in NEC Tournament play against Robert Morris, including a 62-45 win over the Colonials in their most recent meeting in the 2004 semifinals.
- Monmouth has won three NEC Tournament titles under Calloway in 2001, 2004 and 2006. Calloway also served as an assistant coach when the program captured its first league crown in 1996.
- The Hawks are the #8 seed in the NEC Tournament for the second time in school history. The first was in Calloway's first year as head coach in 1998.
- Monmouth was swept by Robert Morris in the regular season, but came close in a 61-60 home setback to the Colonials on January 31st.
- The Hawks will attempt to become the first #8 seed to defeat a #1 seed in the history of the NEC Tournament.
- Junior guard **Whitney Coleman (Salem, CT/East Lyme)** enters the tournament red-hot after averaging 19.0 ppg and 7.0 rpg while shooting 57.1 percent from the field in two games last week. He averaged a team-high 14.7 ppg in league play this season.
- Coleman leads the NEC in free throw shooting at 89.6 percent, the third-highest mark in school history.
- Coleman is Monmouth's leading active scorer with 871 points.
- Sophomore guard **Yaniv Simpson (Kfar Saba, Israel/Maccabai Tel-Aviv)** was on fire from three-point range in Monmouth's split last week. He hit 8-10 shots from long distance and averaged 19.0 ppg. Simpson matched a career-high with 20 points against Saint Francis (PA) on Thursday.
- Simpson has hit at least three trifectas in each of his last six games and is shooting a team-best 43.9 percent from beyond the arc on the season.
- Freshman guard **James Hett (Staten Island, NY/Monsignor Farrell)** leads all NEC freshmen with 3.3 apg. He also ranks third in the conference in assist-to-turnover ratio at 1.56:1.
- Monmouth ranks second in the league in scoring defense, permitting 67.2 ppg.
- The Hawks' 73-64 victory over Saint Francis (PA) last Thursday snapped an 11-game home losing streak against NEC opponents.
- Monmouth's 23 losses are a school record.

#2

Wagner

(22-7, 15-3 NEC)



- Wagner's #2 seed in the NEC Tournament is the highest for the program since claiming the top seed in 2003 en-route to the program's first conference championship.
- Wagner's 22 wins established a new school record. The Seahawks had won 21 games in 1967-68, 1978-79 and 2002-03.
- The Seahawks have won 10 straight at home and finished 9-0 against NEC rivals at the Spiro Center.
- At 22-7, the Seahawks boast the best record among all New York City metro area schools.
- Wagner has won two of three postseason meetings against Long Island, the most recent being an 88-66 conquest of the Blackbirds in the 2003 quarterfinals.
- Wagner and LIU split their two regular season meetings. Both teams defended their home court.
- The Seahawks have qualified for the NEC Tournament in four of Mike Deane's five years as coach.
- Deane has now guided three different teams to 20-win seasons. Siena posted four 20-win campaigns in his eight years as head coach from 1986-94, while Marquette reached the milestone in four of five seasons from 1994-99.
- In four appearances, the Seahawks are 2-3 in NEC Tournament play under Deane.
- Senior forward **James Ulrich (Mt. Laurel, NJ/Camden Catholic)** reached the 1,000-point mark against Quinnipiac on Saturday.
- Wagner sports three 1,000-point scorers in senior guard **Mark Porter (Atlantic City, NJ/St. Augustine Prep)** (1,543), senior forward **Durrell Vinson (Vineland, NJ/St. Augustine Prep)** (1,121) and Ulrich (1,004).
- Junior swingman **Jamal Smith (Baltimore, MD/Towson Catholic)** (880 points) and junior guard **Joey Mundweiler (Olathe, KS/Olathe East)** (842) should reach the 1,000-point plateau next season.
- In total, Wagner's five starters have combined for 5,381 career points.
- Vinson now ranks fourth at Wagner and ninth on the NEC career list with 864 rebounds.
- Porter is one of just two players in NEC history to compile 500 rebounds and 500 assists and one of six with 1,500 points and 500 assists. He enters the postseason with 1,543 points, 513 rebounds and 512 assists.
- Porter ranks third among active NEC players and 10th in Wagner annals with 1,543 points.
- As a freshman in 2005, Porter was named to the NEC All-Tournament team after leading the Seahawks to the conference title game as the #6 seed.
- In Wagner's 15 NEC regular season wins, 13 were single digit or overtime victories.
- Wagner is 5-0 in overtime games this season, one win short of the NEC single-season record.
- Vinson leads the NEC in rebounding (11.3 rpg) and double-doubles (13), and sits third in field goal percentage (.556). He is fourth in the nation in rebounding.
- Porter ranks fourth in the NEC in scoring (16.2 ppg) and third in assists (5.6 apg).

2007-08 Meetings

Jan. 17 Long Island 85, Wagner 65
Jan. 31 Wagner 68, Long Island 65

All-Time Series (Tournament Play)

Wagner leads series, 2-1

#1

Long Island

(15-14, 7-11 NEC)



- Long Island returns to the NEC Tournament following a one-year absence. The #7 seeded Blackbirds have reached the postseason in four of Jim Ferry's six years as head coach, posting a 1-3 record in those appearances.
- The Blackbirds last won a NEC Tournament game in 2005 with a 76-67 triumph over Saint Francis (PA). In the semifinals that season, Long Island led FDU by 14 points in the second half before the Knights rallied for a 70-62 victory en-route to winning the league championship.
- Long Island won its two NEC crowns in 1984 and 1997.
- The Blackbirds are 1-2 all-time against Wagner in NEC Tournament competition.
- Long Island dealt quarterfinal opponent Wagner a 20-point defeat at the WRAC on January 17th, before suffering a 68-65 setback to the Seahawks in Staten Island two weeks later.
- The Blackbirds finished the regular season with a winning record (15-14) for the first time since the 1997-98 season.
- Sophomore guard **Jaytornah Wisseh (Brooklyn, NY/Banneker Academy)** has been one of the NEC's hottest players in recent weeks. He has scored in double-digits in 20 straight games to raise his season scoring average to 15.6 ppg, sixth in the NEC. Over his last five outings, Wisseh has averaged 22.2 ppg, 5.6 rpg, 5.0 apg, 1.8 spg, and shot 47.9 percent from the floor and 90.9 percent (40-44) from the line.
- Wisseh poured in a career-high 31 points in LIU's regular season finale against St. Francis (NY) last Thursday.
- Wisseh has posted nine games this season of 20 or more points.
- Wisseh also ranks sixth in the NEC with 5.1 apg.
- Senior forward **Eugene Kotorobai (Richmond Hill, Ontario/Cheshire (CT) Academy)** has moved up to sixth on LIU's single-season chart with 71 three-pointers. He is fifth in the conference with 2.5 trifectas per game.
- Kotorobai is also second in the league with 7.1 rpg. His 627 career rebounds places him fourth among active NEC players.
- Senior forward **Kellen Allen (Mansfield, TX/Summit)** ranks 14th in the conference with 13.6 ppg despite playing just 22.2 mpg. He also sits fifth on the circuit in field goal percentage (.538).
- Freshman guard **Kyle Johnson (Ajax, Ontario/West Hill)** is the NEC's third-leading freshman point producer with 10.5 ppg. He made his first career start against St. Francis (NY) last week and finished with 17 points and eight rebounds.
- Freshman guard **David Hicks (Mendota Heights, MN/St. Thomas Academy (S. Kent Prep (CT)))** started all 29 games for the Blackbirds and ranks fifth on the club with 8.0 ppg.

#3

Sacred Heart (16-13, 13-5 NEC)



- Sacred Heart, the NEC preseason favorite, will make its third straight appearance in the NEC playoffs and fourth overall since joining the conference in 1999. The Pioneers are 2-3 all-time in the tournament.
- All three NEC Tournament losses for the Pioneers have come against quarterfinal opponent CCSU. The Blue Devils ousted Sacred Heart in the 2002 and 2006 quarterfinals, as well as earning a 74-70 decision in the 2007 title game.
- Sacred Heart's 13 NEC wins this season set a school record. The previous mark was 12 in 2006-07.
- The Pioneers finished the regular season with an 8-1 road record in league play.
- Following an 0-6 start, Sacred Heart turned things by going 16-7 the rest of the way out.
- Sacred Heart will finish with its first back-to-back winning seasons at the Division I level and first since the 1988-89 (22-10) and 1989-90 campaigns (15-14).
- Sacred Heart and CCSU each won on the other's home court this season. The Pioneers downed the Blue Devils in New Britain, 68-52, but dropped a 100-87 decision this past Sunday in Fairfield.
- The Pioneers enter the tournament having dropped back-to-back games for the first time since losing to St. John's (November 25) and Columbia (November 30) early in the season.
- Senior guard **Drew Shubik (Stoystown, PA/North Star)** is 12 points away from reaching 1,000 points for his career.
- The Pioneers' balanced scoring attack features six players averaging between 8.1 ppg and 12.5 ppg.
- Senior forward **Brice Brooks (Silverdale, WA/Central Kitsap)** averaged 19.0 ppg and 6.0 rpg in two games against CCSU this season. He shot 61.5 percent from the floor. Brooks leads Sacred Heart with 12.5 ppg on the year.
- Shubik has now amassed 424 assists in his career to tie Omar Wellington for the school Division I record. Both players rank eighth overall on the program's career list.
- Shubik also has amassed 463 rebounds and a school-record 195 steals in his career.
- Shubik is third in the NEC (and 17th in the nation) with 2.3 spg and fourth with 5.5 apg.
- Sophomore guard **Ryan Litke (Windsor, CT/Windsor)** leads the Pioneers with 58 three-pointers on the season. He also ranks seventh in the NEC with 2.1 treys per game.
- Sophomore guard **Corey Hassan (Merrimack, NH/Merrimack (Boston U.))** made 7-13 shots from beyond the arc and averaged 14.5 ppg off the bench for the Pioneers last week.
- The Sacred Heart program is no stranger to postseason play. The Pioneers made 13 appearances in the NCAA Division II playoffs, winning the National Championship in 1985-86 under head coach Dave Bike with a 30-4 record after defeating Southeast Missouri, 93-87, in the championship tilt.
- Bike, now in his 30th year at Sacred Heart, leads all current NEC coaches with 462 career victories.

2007-08 Meetings

Dec. 6 Sacred Heart 68, CCSU 52
Mar. 2 CCSU 100, Sacred Heart 87

All-Time Series (Tournament Play)

CCSU leads series, 3-0

#6

Central Connecticut State (14-15, 10-8 NEC)



- The Blue Devils have qualified for ten straight NEC Tournaments, the longest current streak in the league.
- CCSU will attempt to become the first team since Rider in 1993 and 1994 to win back-to-back NEC Tournament championships.
- Howie Dickenman is now 14-6 (.700) all-time in NEC Tournament play, the highest percentage of any active NEC head coach and fourth all-time. Dickenman's 14 postseason wins are also the second most in league history.
- CCSU is 5-6 in the NEC Tournament when seeded second or lower. As the #1 seed, CCSU is a perfect 9-0 in tournament play. The Blue Devils are 0-1 as a #6 seed (59-44 loss to UMBC in 2001).
- CCSU is 3-0 all-time versus Sacred Heart in the tournament, including a 74-70 win over the Pioneers in the 2007 championship. The Blue Devils have won 18 of the last 21 games in the series.
- The Blue Devils have won three NEC titles under Dickenman (2000, 2002 and 2007).
- The Blue Devils are 6-3 in quarterfinal games of the NEC Tournament, 5-1 in semifinal games and 3-2 in championship tilts.
- CCSU and Sacred Heart split their two regular season meetings with each winning on the road. The Blue Devils shot an NEC season-high 66.1 percent from the floor to win at the Pit Center this past Sunday, 100-87.
- The Blue Devils have posted 10 or more NEC wins in a league-best eight of the last ten years.
- Senior guard **Tristan Blackwood (Toronto, Ontario/ Eastern Commerce)** is the NEC's all-time three-point leader with 326 shots from beyond the arc.
- Freshman guard **Shemik Thompson (Milton, DE/Cape Henlopen)** and freshman forward **Ken Horton (Ossining, NY/Ossining)** won three *Choice Hotels* NEC Rookie of the Week awards apiece during the regular season. Freshman forward **David Simmons (Syracuse, NY/Henninger)** was also honored once.
- Blackwood ranks second among active NEC players with 1,590 career points.
- Horton is the NEC's top freshman scorer at 12.8 ppg and is the first CCSU player to post at least five 20+ point games since Corsley Edwards in 1998-99. He also leads the conference with 2.1 bpg.
- Blackwood is one of six players in league annals with career totals of 1,500 points and 500 assists. He enters the postseason with 1,590 points and 504 assists.
- With 103 three-pointers this season and an NEC record 122 a year ago, Blackwood joins former LIU great Charles Jones as the only players in conference annals to knock down 100 treys twice in their careers.
- Blackwood, along with sophomore guard **Joe Seymore (New Castle, DE/Hodgson)** and senior guard **Dannie Powell (Stratford, CT/Carl Albert JC)**, are the only returnees from last year's title team.
- Blackwood leads the NEC and ranks 13th nationally with 3.6 3PPG/game. He is also fourth in the conference in scoring (16.4 ppg), second in FT percentage (.859) and fifth in assists (5.3 apg).
- Thompson's 3.2 apg places him third among NEC freshmen.
- Junior forward **Marcus Palmer (Los Angeles, CA/Priest (Eastern Arizona))** has averaged 15.5 ppg, 8.4 rpg and shot 53.8 percent from the floor over his last 11 games.

#4

Mount St. Mary's (15-14, 11-7 NEC)



- The Mount will appear in its third straight NEC Tournaments and fourth in five years under head coach Milan Brown.
- Mount St. Mary's is 12-10 all-time in NEC Tournament games, including 1-3 under Brown. A year ago, the Mountaineers reached the NEC semifinals for the first time since 2000.
- The Mount will be meeting Quinnipiac for the first time in NEC Tournament competition.
- Mount St. Mary's captured its two NEC titles in 1995 and 1999.
- The Mount is seeded #4 for the second time in the last three years. In 2006, the Mount fell at home to Robert Morris, 67-66, as the #4 seed.
- Mount St. Mary's is 7-4 all-time in NEC quarterfinal games, including a 78-61 win over Robert Morris a year ago.
- The Mount enters the postseason with a 15-14 record, its first winning regular season since the 1996-97 team finished the year 14-13.
- The 15 wins are the most by a Mount team since the 1998-99 team finished with a 15-15 mark.
- This is the third straight season Mount St. Mary's has finished in fourth place in the NEC standings. The Mount earned the #4 seed twice and the #5 seed once during that stretch.
- Sophomore guard **Jeremy Goode (Charlotte, NC/Providence Day)** has attempted an NEC-high 207 free throws in 2007-08, making him just the fifth player in Mount history (and first at the Division I level) to attempt 200 or more free throws in a season.
- Senior guard **Chris Vann (Woodbridge, VA/Gar-Field)** has made 84 three-point field goals this season, the third-best single-season mark in Mount history.
- Vann has amassed 969 career points in 94 games in a Mount St. Mary's uniform. He ranks 42nd on the school's all-time scoring list.
- Freshman guard **Jean Cajou (Fairfax, VA/Paul VI)** scored a career-high 27 points in the season finale against Monmouth on Saturday. Cajou is averaging a team-high 16.3 ppg over the past four outings. Over his past nine games, Cajou is averaging 11.6 ppg while hitting an astounding 36-50 (72.0 percent) from the field and 15-23 (65.2 percent) from a three-point range.
- Goode has dished out 158 assists this season, establishing a new sophomore record at the school. Goode also has 60 steals, the second-best mark in school annals by a sophomore.
- Vann has made 46 of his past 49 free throw attempts (93.9 percent).
- The Mount leads the NEC in overall scoring defense at 66.8 ppg and ranks second in field goal percentage defense (.420).
- The Mountaineer bench is averaging 27.5 ppg over the past 10 contests, combining to hit 57.5 percent from the floor and 50.0 percent from outside the arc.

2007-08 Meetings

Jan. 10 Quinnipiac 70, Mt. St. Mary's 59
Feb. 16 Mt. St. Mary's 77, Quinnipiac 70

All-Time Series (Tournament Play)

First meeting

#5

Quinnipiac (15-14, 11-7 NEC)



- Under first year head coach Tom Moore, the Bobcats have claimed a spot in the NEC playoffs for the third year in a row.
- Last season, Quinnipiac advanced to the NEC semifinals before dropping an 83-69 decision to Sacred Heart.
- Quinnipiac and Mount St. Mary's have never met in the postseason.
- The Bobcats are 4-4 in NEC Tournament competition, including a run to the 2002 title game after entering the tourney as the #7 seed. Quinnipiac knocked off #2 Wagner and #3 UMBC before falling to top-seeded CCSU, 78-71, in the championship.
- Quinnipiac and the Mount split their two regular season meetings this past season, with each defending their home court.
- The Bobcats are guaranteed to finish with at least a .500 record for the third time in their Division I history. Quinnipiac went 18-10 in 1999-00 and 17-12 in 2002-03.
- Senior guard **DeMario Anderson (Oxon Hill, MD/Oxon Hill (CCSU))** is the NEC's leading scorer at 21.7 ppg and is the nation's 15th-ranked point producer. He has compiled an NEC-best 19 games of 20+ points on the year.
- Anderson has now scored in double figures in 47 straight games dating back to last season. This marks the longest streak in the conference since Wagner's Jermaine Hall hit double digits in 47 straight from 2001-03.
- Anderson is the leading active scorer in the league with 1,633 points.
- Anderson, who averaged 27.5 ppg and 6.0 rpg in two games last week, hit a halfcourt game-winner that was named ESPN's Play of the Day in a 76-73 overtime win at CCSU last Thursday. He was subsequently named *Choice Hotels* Player of the Week for an NEC-best third time on the year.
- Quinnipiac is 8-7 on the road this season.
- Freshman guard **Evann Baker (Washington, DC/Archbishop Carroll)** is the NEC's second-leading freshman scorer with 11.1 ppg. He is a two-time *Choice Hotels* NEC Rookie of the Week.
- Freshman forward **Justin Rutty (Newburgh, NY/Newburgh Free Academy)** and senior center **Karl Anderson (Chester, NY/Don Bosco Prep (NJ))** rank one-two in the NEC in field goal percentage. Rutty is shooting 59.2 percent with Anderson right behind at an even 59.0 percent.
- The Bobcats are 8-3 in games decided by five points or less.
- Rutty tops all NEC freshman with 5.3 rpg.
- Quinnipiac ranks first in the conference with a 39.2 percent success rate from three-point range.
- Junior guard **Bryan Geffen (Queens, NY/St. Francis Prep (Boston U.))** has dished for 84 assists and committed just 30 turnovers on the season. He is also fourth on the circuit in three-point percentage at .409.

NEC Tournament Titles and Records

<u>School</u>	<u>Titles</u>	<u>Last</u>	<u>Tourney Record</u>
Robert Morris	5	1992	22-18
Fairleigh Dickinson	4	2005	27-21
Central Connecticut State	3	2007	14-6
Monmouth	3	2006	21-14
Long Island	2	1997	20-18
Mount St. Mary's	2	1999	12-10
Wagner	1	2003	14-20
St. Francis (PA)	1	1991	6-16
St. Francis (NY)	0		10-21
Quinnipiac	0		4-4
Sacred Heart	0		2-3



Past NEC Tournament Winners and Most Valuable Players

2007 -- #1 Central Connecticut State def. #2 Sacred Heart, 74-70 (Javier Mojica, CCSU)
 2006 -- #3 Monmouth def. #1 Fairleigh Dickinson, 49-48 (Marques Alston, MU)
 2005 -- #2 Fairleigh Dickinson def. #6 Wagner, 58-52 (Tamien Trent, FDU)
 2004 -- #1 Monmouth def. #7 Central Connecticut State, 67-55 (Blake Hamilton, MU)
 2003 -- #1 Wagner def. #6 St. Francis (NY), 78-61 (Jermaine Hall, WC)
 2002 -- #1 Central Connecticut State def. #7 Quinnipiac, 78-71 (Damian Battles, CCSU)
 2001 -- #2 Monmouth def. #1 St. Francis (NY), 67-64 (Rahsaan Johnson, MU)
 2000 -- #1 Central Connecticut State def. #3 Robert Morris, 63-46 (Rick Mickens, CCSU)
 1999 -- #6 Mount St. Mary's def. #4 Central Connecticut State, 72-56 (Gregory Harris, MSM)
 1998 -- #2 Fairleigh Dickinson def. #1 Long Island, 105-91 (Rahshon Turner, FDU)
 1997 -- #1 Long Island def. #3 Monmouth, 72-67 (Charles Jones, LIU)
 1996 -- #3 Monmouth def. #4 Rider, 60-59 (Corey Albano, MU)
 1995 -- #2 Mount St. Mary's def. #1 Rider, 69-62 (Silas Cheung, MSM)
 1994 -- #1 Rider def. #2 Monmouth, 62-56 (Charles Smith, RID)
 1993 -- #1 Rider def. #2 Wagner, 65-64 (Darrick Suber, RID)
 1992 -- #1 Robert Morris def. #7 Marist, 85-81 (Myron Walkerm, RMU)
 1991 -- #1 St. Francis (PA) def. #2 Fairleigh Dickinson, 97-82 (Mike Iuzzolino, SFPA)
 1990 -- #1 Robert Morris def. #2 Monmouth, 71-66 (Alex Blackwell, MU)
 1989 -- #1 Robert Morris def. #2 Fairleigh Dickinson, 67-66 (Vaughn Luton, RMU)
 1988 -- #1 Fairleigh Dickinson def. #2 Monmouth, 90-75 (Jaime Latney, FDU)
 1987 -- #1 Marist def. #2 Fairleigh Dickinson, 64-55 (Drafton Davis, MAR)
 1986 -- #2 Marist def. #1 Fairleigh Dickinson, 57-56 (Rik Smits, MAR)
 1985 -- #2 Fairleigh Dickinson def. #4 Loyola (MD), 63-59 (Larry Hampton, FDU)
 1984 -- #1 Long Island def. #2 Robert Morris, 87-81 (Carey Scurry, LIU)
 1983 -- #1S Robert Morris def. #1N Long Island, 79-67 (Chipper Harris, RMU)
 1982 -- #1S Robert Morris def. #2N Long Island, 85-84 (Tom Parks, RMU)

All-Time NEC Head-To-Head • Tournament

	CCSU	FDU	LIU	MU	MSM	QUIN	RMU	SHU	SFNY	SFPA	WC	Current NEC	Former NEC	Overall
CCSU	----	1-0	1-0	0-3	1-1	1-0	1-0	3-0	4-1	0-0	0-0	12-5	2-1	14-6
FDU	0-1	----	5-2	4-3	0-1	1-1	3-4	0-0	2-2	2-1	6-1	23-16	4-5	27-21
LIU	0-1	2-5	----	2-1	1-2	0-0	3-3	0-0	2-1	1-1	1-2	12-16	8-2	20-18
MU	3-0	3-4	1-2	----	2-0	0-0	2-1	0-0	2-2	2-1	2-2	17-12	4-2	21-14
MSM	1-1	1-0	2-1	0-2	----	0-0	2-2	0-0	3-0	1-1	0-1	10-8	2-2	12-10
QU	0-1	1-1	0-0	0-0	0-0	----	0-0	0-1	0-0	1-0	1-1	3-4	1-0	4-4
RMU	0-1	5-3	3-3	1-2	1-2	0-0	----	0-0	1-2	4-0	1-2	16-15	6-3	22-18
SHU	0-3	0-0	0-0	0-0	0-0	1-0	0-0	----	0-0	0-0	1-0	2-3	0-0	2-3
SFNY	1-4	2-2	1-2	2-2	0-3	0-0	2-1	0-0	----	0-2	2-3	10-19	0-2	10-21
SFPA	0-0	1-1	1-1	1-2	1-1	0-1	0-4	0-0	2-0	----	0-1	6-11	0-5	6-16
WC	0-0	1-6	2-1	2-2	1-0	1-1	2-1	0-1	3-2	1-0	----	13-14	1-6	14-20

NEC Men's Basketball

Facts/Figures

NEC In RPI Rankings

(thru games of 3/3)

School	Rank	Change
CCSU	2-2	+11
Fairleigh Dickinson	284	-4
Long Island	2-4	+7
Monmouth	301	-3
Mount St. Mary's	185	Even
Quinnipiac	191	+24
Robert Morris	11	+14
Sacred Heart	171	-10
St. Francis (NY)	311	-3
St. Francis (PA)	314	-13
Wagner	118	-5
NEC	23rd/31	

College Insider Mid-Major Poll

(3/3)

Rank/Team	Record	Pts.	Prev.
1. Butler (23)	27-3	761	2
2. Davidson (1)	23-6	728	3
3. Gonzaga (3)	23-6	709	4
4. Drake (1)	25-4	701	1
5. VCU	23-6	630	7
6. South Alabama	25-5	607	9
7. Kent State	23-6	575	5
8. Western Kentucky	24-6	557	10
9. Stephen F. Austin	23-4	528	6
10. St. Mary's	24-5	488	8
11. Illinois State	22-8	464	12
12. Robert Morris	25-6	381	17
13. Cal State Fullerton	19-8	305	11
14. IUPUI	24-6	269	14
15. UC Santa Barbara	21-7	266	15
16. George Mason	20-10	253	13
17. Belmont	22-8	228	20
18. Akron	20-8	199	18
19. Morgan State	19-9	187	21
20. Cal State Northridge	19-8	174	16
21. Rider	21-9	157	24
22. Cornell	20-5	123	25
23. Sam Houston State	21-6	111	NR
24. UNC Asheville	21-8	86	NR
25. Ohio	18-10	85	23

Close Games

(five points or less)

School	Rec.
Central Connecticut State	3-6
Fairleigh Dickinson	4-7
Long Island	2-6
Monmouth	3-6
Mount St. Mary's	3-5
Quinnipiac	8-3
Robert Morris	6-1
Sacred Heart	5-2
St. Francis (NY)	6-9
St. Francis (PA)	2-5
Wagner	9-1

Double-Doubles

(top-10)

Player	Total
Durell Vinson, WC	13
Tony Lee, RMU	7
DeMario Anderson, QU	4
Sean Baptiste, FDU	4
A.J. Jackson, RMU	4
Eugene Kotorobai, LIU	4
James Ulrich, WC	4
Jeremy Chappell, RMU	3
Bassirou Dieng, SFPA	3
Robert Hines, SFNY	3
Ken Horton, CCSU	3
Ryon Howard, SHU	3
Kyle Johnson, LIU	3
Marcus Palmer, CCSU	3
Mark Porter, WC	3

NEC Coaching Records

Coach (School)	Year Hired	Conf. Games		Overall Record	
		Rec.	Pct.	Rec.	Pct.
Mike Rice (RMU)	2007	16-2	.889	25-6	.806
Howie Dickenman (CCSU)	1997	127-75	.629	192-160	.545
Tom Moore (QU)	2007	11-7	.611	91-73	.555
Tom Green (FDU)	1984	257-177	.592	400-328	.549
Dave Calloway (MU)	1998	108-88	.551	149-163	.478
Mike Deane (WC)	2003	49-41	.544	415-291	.588
Milan Brown (MSM)	2003	44-46	.489	55-90	.379
Jim Ferry (LIU)	2002	43-65	.398	172-121	.587
Dave Bike (SHU)	1999	65-103	.387	462-413	.528
Bobby Jones (SFPA)	1999	62-104	.373	85-167	.337
Brian Nash (SFNY)	2005	18-36	.333	26-61	.338

NEC Past Champions

2007	Central Connecticut St.	1998	Fairleigh Dickinson	1989	Robert Morris
2006	Monmouth	1997	Long Island	1988	FDU
2005	Fairleigh Dickinson	1996	Monmouth	1987	Marist
2004	Monmouth	1995	Mount St. Mary's	1986	Marist
2003	Wagner	1994	Rider	1985	Fairleigh Dickinson
2002	Central Connecticut St.	1993	Rider	1984	Long Island
2001	Monmouth	1992	Robert Morris	1983	Robert Morris
2000	Central Connecticut St.	1991	St. Francis (PA)	1982	Robert Morris
1999	Mount St. Mary's	1990	Robert Morris		

2008 NEC Basketball Tournament

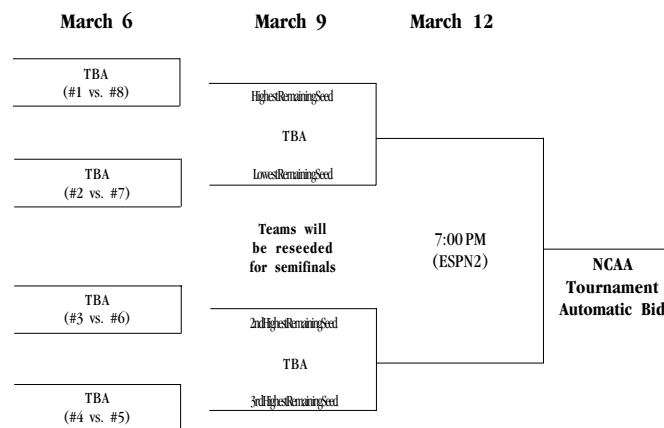
Schedule

2008 NEC Men's Basketball Tournament

all games to be held at home of higher seed
teams will be reseeded following quarterfinals

Thursday, March 6	Sunday, March 9	Wednesday, March 12
Quarterfinals	Semifinals	Championship
Times TBA	TBA	7:00 pm (ESPN2)
	4:00 pm (MSG)	

2008 NEC Tournament Men's Championship Bracket



NEC Men's Basketball vs. the competition

NEC vs...

America East	8-12	Ohio Valley	0-0
ACC	1-1	Pac-10	0-2
Atlantic Sun	0-0	Patriot	12-9
Atlantic 10	2-10	SEC	0-0
Big East	0-11	Southern	0-0
Big Sky	0-0	Southland	0-0
Big South	1-0	SWAC	0-0
Big Ten	0-1	Sun Belt	1-1
Big-12	0-2	WCC	1-0
Big West	0-0	WAC	0-0
Colonial	3-2	Overall	51-72
Conference USA	0-1	Overall (DI Only)	50-72
Division II	1-0		
Division III	0-0		
Horizon	1-1		
Independent	1-0		
Ivy	8-7		
MAAC	7-9		
Mid-American	0-2		
Mid-Con	0-0		
MEAC	3-1		
Missouri Valley	1-0		
Mountain West	0-0		
NAIA	0-0		



NEC Men's Basketball

Preseason Poll/All-Conference Teams

2007-08 NEC In NCAA Statistics

Northeast Conference Preseason Coaches Poll

- | | |
|----------------------------|------------------------|
| 1. Sacred Heart (8) | 8. St. Francis (NY) |
| 2. Robert Morris (3) | 9. Fairleigh Dickinson |
| 3. Wagner | 10. Monmouth |
| 4. Mount St. Mary's | 11. Long Island |
| 5. Quinnipiac | |
| 6. CCSU/Saint Francis (PA) | |

Northeast Conference Preseason All-Conference Team

Name	School	Pos.	Class
DeMario Anderson	Quinnipiac	G	Sr
Tristan Blackwood	CCSU	G	Sr
Robert Hines	St. Francis (NY)	F	Sr
A.J. Jackson	Robert Morris	F	Sr
Tony Lee	Robert Morris	G	Sr

NEC Men's Basketball

Foreign Born Players

Name	School	Cl	Hometown, Country
Tristan Blackwood	CCSU	Sr	Toronto, Ontario, Canada
Lawrence Brown	FDU	So	Portsmouth, England
Aurimas Adomaitis	Long Island	So	Kaunas, Lithuania
Eugene Kotorobai	Long Island	Sr	Richmond Hill, Ontario, Canada
Kyle Johnson	Long Island	Fr	Ajax, Ontario, Canada
Tyrone Mattison	Long Island	Jr	Toronto, Ontario, Canada
Paulius Morkeliunas	Long Island	Jr	Kaunas, Lithuania
Adam Dobriansky	Monmouth	So	Winnipeg, Manitoba, Canada
Alex Nunner	Monmouth	Jr	Leibnitz, Austria
Yaniv Simpson	Monmouth	So	Kfar Saba, Israel
Ifeanyi Ehirim	Robert Morris	Jr	Toronto, Ontario, Canada
Bateko Francisco	Robert Morris	Jr	Paris, France
Bas Rozendaal	Robert Morris	So	Ymuiden, Holland
Liam Potter	Sacred Heart	Jr	Lincolnshire, England
Sami Pekkola	St. Francis (NY)	Sr	Lahti, Finland
Bass Yessoufou	St. Francis (NY)	Sr	Ivory Coast
Bassirou Dieng	Saint Francis (PA)	Jr	Dakar, Senegal
Mislav Jukic	Saint Francis (PA)	So	Zagreb, Croatia
Sorena Orandi	Saint Francis (PA)	Fr	Vastra Frolunda, Gothenburg, Sweden
Clayfell Harris	Wagner	Fr	London, England

20 players representing 12 countries.

NEC Men's Basketball

2006-07 Standings

School	NEC	Pct.	Overall	Pct.
1. Central Connecticut State*^	16-2	.889	22-12	.647
2. Sacred Heart*	12-6	.667	18-14	.562
3. Quinnipiac*	11-7	.611	14-15	.483
4. Robert Morris*	9-9	.500	17-11	.607
Fairleigh Dickinson*	9-9	.500	14-16	.467
Mount St. Mary's*	9-9	.500	11-20	.355
7. Wagner*	8-10	.444	11-19	.367
8. Monmouth	7-11	.389	12-18	.400
St. Francis (NY)*	7-11	.389	9-22	.290
10. Long Island	6-12	.333	10-19	.345
11. Saint Francis (PA)	5-13	.278	8-21	.276

* NEC Tournament participants

^ NEC Tournament champion

NEC In NCAA Statistics

(Top-30 - thru games of 3/3/08)

Ind. Category	Rank	Player	School	Statistics
Scoring	15th	DeMario Anderson	Quinnipiac	21.7 ppg
	27th	Manny Ubilla	FDU	20.8 ppg
Rebounds	4th	Durrell Vinson	Wagner	11.3 rpg
Assists	10th	Tony Lee	Robert Morris	6.4 apg
Steals	5th	Tony Lee	Robert Morris	2.8 spg
	11th	Jeremy Chappell	Robert Morris	2.6 spg
3PPG Made	17th	Drew Shubik	Sacred Heart	2.3 spg
	13th	Tristan Blackwood	CCSU	3.6/game
3PPG%	21st	Manny Ubilla	FDU	3.3/game
	28th	Manny Ubilla	FDU	.429

Team Category	Rank	School	Statistics
3PPG%	29th	Quinnipiac	.392
Assists	11th	Robert Morris	17.7 apg
Steals	3rd	Robert Morris	10.0 spg
W-L%	9th	Robert Morris	.786

Ind. Game Highs	Rank	Player	School	Statistics
Points	26th	Manny Ubilla	FDU	39 vs. URI (1/2)
Rebounds	18th	Durrell Vinson	WC	20 vs. FDU (1/27)
	25th	Durrell Vinson	WC	19 vs. MU (2/16)
Assists	9th	Mark Porter	WC	13 vs. UMES (12/15)
Steals	14th	Jeremy Goode	MSM	7 vs. Loyola (MD) (12/1)
	1st	Kyle Johnson	LIU	1,000 (10-10) vs. Columbia (11/20)
FT%	1st	Whitney Coleman	MU	1,000 (10-10) vs. SFNY (1/19)
	1st	DeMario Anderson	QU	1,000 (10-10) vs. SFNY (1/17)
3PPG Made	29th	Manny Ubilla	FDU	8 vs. URI (1/2)

Team Game Highs	Rank	School	Statistics
3PPG%	13th	Robert Morris	.706 (12-17) vs. FIU (11/29)
FT%	15th	Long Island	.955 (21-22) vs. Saint Francis (PA) (2/7)
Winning Streak	3rd	Robert Morris	13
Home Winning Streak	17th	Wagner	10

NEC Milestone Performers

1,000+ Points

Player	Team	Cl	Pts.	NEC All-Time
DeMario Anderson	QU	Sr	1,633	
Tristan Blackwood	CCSU	Sr	1,590	
Mark Porter	WC	Sr	1,543	
Tony Lee	RMU	Sr	1,454	
A.J. Jackson	RMU	Sr	1,388	
Jeremy Chappell	RMU	Jr	1,248	
Durrell Vinson	WC	Sr	1,121	
James Ulrich	WC	Sr	1,004	

Drew Shubik	SHU	Sr	988	
Chris Vann	MSM	Sr	969	

500+ Rebounds

Player	Team	Cl	Pts.	NEC All-Time
Durrell Vinson	WC	Sr	864	9th all-time
Tony Lee	RMU	Sr	741	23rd all-time
A.J. Jackson	RMU	Sr	652	
Eugene Kotorobai	LIU	Sr	627	
James Ulrich	WC	Sr	599	
Mark Porter	WC	Sr	513	

DeMario Anderson	QU	Sr	471	
Brice Brooks	SHU	Sr	467	
Drew Shubik	SHU	Sr	463	

250+ Assists

Player	Team	Cl	Pts.	NEC All-Time
Mark Porter	WC	Sr	512	10th all-time
Tristan Blackwood	CCSU	Sr	504	12th all-time
Tony Lee	RMU	Sr	467	20th all-time
Drew Shubik	SHU	Sr	424	
Jeremy Goode	MSM	So	313	
Bernell Murray	FDU	Sr	250	

Jaytornah Wisseh	LIU	So	236	
Whitney Coleman	MU	Jr	228	

**2007-08 Northeast Conference
INDIVIDUAL BASKETBALL STATISTICS
Through games of Mar 02, 2008 (All games)**

To be ranked, a player must appear in at least 75.0% of their team's games.

SCORING								REBOUNDING							
##	Player-Team	Cl	G	FG	3FG	FT	Pts Avg/G	##	Player-Team	Cl	G	OFF	DEF	TOT	Avg/G
1.	ANDERSON, DeMario-QU.....	27	213	35	125	586	21.7	1.	VINSON, Durell-WC.....	29	133	196	329	11.3	
2.	UBILLA, Manny-FDU.....	28	178	93	133	582	20.8	2.	KOTOROBAL, Eugene-LIU....	28	55	144	199	7.1	
3.	BAPTISTE, Sean-FDU.....	25	151	31	129	462	18.5	3.	LEE, Tony-RMU.....	31	80	135	215	6.9	
4.	BLACKWOOD, Tristan-CCSU..	29	156	103	61	476	16.4	4.	ULRICH, James-WC.....	29	69	127	196	6.8	
5.	PORTER, Mark-WC.....	29	141	38	151	471	16.2	5.	DIENG, Bassirou-SFPA....	29	49	141	190	6.6	
6.	WISSEH, Jaytornah-LIU....	29	149	26	127	451	15.6	6.	ANDERSON, DeMario-QU.....	27	29	145	174	6.4	
7.	HINES, Robert-SFNY.....	28	155	26	89	425	15.2	7.	BERRY, Chris-SFPA.....	29	79	104	183	6.3	
8.	VANN, Chris-MSM.....	29	151	84	53	439	15.1	8.	BAPTISTE, Sean-FDU.....	25	63	94	157	6.3	
9.	CHAPPELL, Jeremy-RMU.....	29	173	57	33	436	15.0	9.	HINES, Robert-SFNY.....	28	57	115	172	6.1	
10.	JACKSON, A.J.-RMU.....	31	159	42	81	441	14.2	10.	MITCHELL, Markus-MSM....	29	61	109	170	5.9	
11.	GOODE, Jeremy-MSM.....	28	120	12	139	391	14.0	11.	PALMER, Marcus-CCSU.....	28	41	120	161	5.8	
12.	LEE, Tony-RMU.....	31	166	22	74	428	13.8	12.	AYENI, Kayode-SFNY.....	29	70	95	165	5.7	
13.	VINSON, Durell-WC.....	29	180	0	38	398	13.7	13.	JACKSON, A.J.-RMU.....	31	56	120	176	5.7	
14.	ALLEN, Kellen-LIU.....	29	155	0	83	393	13.6	14.	SHUBIK, Drew-SHU.....	29	36	126	162	5.6	
15.	HORTON, Ken-CCSU.....	28	139	20	59	357	12.8	15.	BROOKS, Brice-SHU.....	29	61	99	160	5.5	
16.	BROOKS, Brice-SHU.....	29	138	3	84	363	12.5	16.	WILLIAMS, Marcus-SFNY....	28	54	100	154	5.5	
17.	COLEMAN, Whitney-MU.....	30	132	42	60	366	12.2	17.	SMITH, Jamal-WC.....	28	57	96	153	5.5	
18.	YOUNGBLOOD, Jhamar-MU....	27	121	28	58	328	12.1	18.	HOWARD, Ryon-SHU.....	29	53	105	158	5.4	
19.	WOMACK, Jamaal-SFNY.....	29	124	72	31	351	12.1	19.	HORTON, Ken-CCSU.....	28	60	92	152	5.4	
20.	BERRY, Chris-SFPA.....	29	113	15	83	324	11.2	20.	MANIGAULT, Ron-LIU.....	29	56	101	157	5.4	
21.	BAKER, Evann-QU.....	26	93	16	86	288	11.1								
22.	SMITH, Jamal-WC.....	28	116	32	43	307	11.0								
23.	KOTOROBAL, Eugene-LIU....	28	91	71	52	305	10.9								
24.	DIENG, Bassirou-SFPA....	29	105	4	97	311	10.7								
	SHUBIK, Drew-SHU.....	29	100	23	88	311	10.7								
26.	MUNDWEILER, Joey-WC.....	29	105	74	24	308	10.6								
27.	MURRAY, Bernell-FDU.....	27	101	42	41	285	10.6								
28.	SWEETNEY, Devin-SFPA....	29	103	17	83	306	10.6								
29.	JOHNSON, Kyle-LIU.....	29	103	56	42	304	10.5								
30.	SEYMORE, Joe-CCSU.....	29	108	53	33	302	10.4								

FIELD GOAL PCT (Min. 3.0 made per game)					
##	Player-Team	Cl	G	FGA	Pct
1.	RUTTY, Justin-QU.....	27	90	152	.592
2.	ANDERSON, Karl-QU.....	23	69	117	.590
3.	VINSON, Durell-WC.....	29	180	324	.556
4.	HORTON, Ken-CCSU.....	28	139	253	.549
5.	ALLEN, Kellen-LIU.....	29	155	288	.538
6.	HOWARD, Ryon-SHU.....	29	98	186	.527
7.	ATUPEMAN, Sam-MSM.....	29	99	189	.524
8.	WILLIAMS, Marcus-SFNY....	28	100	192	.521
9.	LEE, Tony-RMU.....	31	166	322	.516
10.	CHAPPELL, Jeremy-RMU....	29	173	337	.513
11.	BROOKS, Brice-SHU.....	29	138	281	.491
12.	ULRICH, James-WC.....	29	110	224	.491
13.	PALMER, Marcus-CCSU.....	28	107	221	.484
14.	BAPTISTE, Sean-FDU.....	25	151	317	.476
15.	SHUBIK, Drew-SHU.....	29	100	214	.467

ASSISTS					
##	Player-Team	Cl	G	Assists	Avg/G
1.	LEE, Tony-RMU.....	31	199	6.42	
2.	GOODE, Jeremy-MSM.....	28	158	5.64	
3.	PORTER, Mark-WC.....	29	161	5.55	
4.	SHUBIK, Drew-SHU.....	29	159	5.48	
5.	BLACKWOOD, Tristan-CCSU..	29	153	5.28	
6.	WISSEH, Jaytornah-LIU....	29	149	5.14	
7.	UBILLA, Manny-FDU.....	28	136	4.86	
8.	NELSON, Cale-SFPA.....	29	113	3.90	
9.	HETT, James-MU.....	30	98	3.27	
10.	THOMPSON, Shemik-CCSU....	28	90	3.21	
11.	ANDERSON, DeMario-QU.....	27	86	3.19	
12.	COSGROVE, Casey-QU.....	28	85	3.04	
13.	LANGHURST, Jimmy-RMU....	31	93	3.00	
14.	HARDY, Chauncey-SHU.....	29	85	2.93	
15.	GEFFEN, Bryan-QU.....	29	84	2.90	

FREE THROW PCT (Min. 2.0 made per game)						
##	Player-Team	Cl	G	FTM	FTA	Pct
1.	COLEMAN, Whitney-MU.....	30	60	67	.896	
2.	BLACKWOOD, Tristan-CCSU..	29	61	71	.859	
3.	BAKER, Evann-QU.....	26	86	105	.819	
4.	UBILLA, Manny-FDU.....	28	133	163	.816	
5.	PALMER, Marcus-CCSU.....	28	62	76	.816	
6.	JACKSON, A.J.-RMU.....	31	81	100	.810	
7.	ANDERSON, DeMario-QU.....	27	125	155	.806	
8.	WISSEH, Jaytornah-LIU....	29	127	158	.804	
9.	PORTER, Mark-WC.....	29	151	193	.782	
10.	SWEETNEY, Devin-SFPA....	29	83	107	.776	
11.	BROOKS, Brice-SHU.....	29	84	110	.764	
12.	BAPTISTE, Sean-FDU.....	25	129	169	.763	
13.	HORTON, Ken-CCSU.....	28	59	78	.756	
14.	SHUBIK, Drew-SHU.....	29	88	117	.752	
15.	HINES, Robert-SFNY.....	28	89	127	.701	

STEALS					
##	Player-Team	Cl	G	Steals	Avg/G
1.	LEE, Tony-RMU.....	31	88	2.84	
2.	CHAPPELL, Jeremy-RMU....	29	75	2.59	
3.	SHUBIK, Drew-SHU.....	29	68	2.34	
4.	GOODE, Jeremy-MSM.....	28	60	2.14	
5.	PORTER, Mark-WC.....	29	55	1.90	
6.	WILLIAMS, Marcus-SFNY....	28	50	1.79	
7.	YOUNGBLOOD, Jhamar-MU....	27	45	1.67	
8.	COLEMAN, Whitney-MU.....	30	49	1.63	
9.	WISSEH, Jaytornah-LIU....	29	47	1.62	
10.	ANDERSON, DeMario-QU.....	27	43	1.59	
11.	WOMACK, Jamaal-SFNY.....	29	46	1.59	
	HARDY, Chauncey-SHU.....	29	46	1.59	
13.	UBILLA, Manny-FDU.....	28	41	1.46	
14.	MURRAY, Bernell-FDU.....	27	37	1.37	
15.	BLACKWOOD, Tristan-CCSU..	29	36	1.24	

**2007-08 Northeast Conference
INDIVIDUAL BASKETBALL STATISTICS
Through games of Mar 02, 2008 (All games)**

3-POINT FG PCT (Min. 1.0 made per game)

## Player-Team	Cl	G	3FG	FGA	Pct
1.SURPRENANT, Grant-SFPA...	27	35	67	.522	
2.UBILLA, Manny-FDU.....	28	93	217	.429	
3.LANGHURST, Jimmy-RMU....	31	61	145	.421	
4.GEFFEN, Bryan-QU.....	29	38	93	.409	
5.VANN, Chris-MSM.....	29	84	208	.404	
6.JACKSON, A.J.-RMU.....	31	42	105	.400	
7.HASSAN, Corey-SHU.....	28	43	108	.398	
8.JOHNSON, Kyle-LIU.....	29	56	144	.389	
9.FELDEINE, James-QU.....	28	30	78	.385	
10.FRANCISCO, Bateko-RMU....	31	40	105	.381	
11.NUNNER, Alex-MU.....	30	48	127	.378	
12.LITKE, Ryan-SHU.....	28	58	154	.377	
13.ANDERSON, DeMario-QU....	27	35	93	.376	
14.CHAPPELL, Jeremy-RMU....	29	57	152	.375	
COSGROVE, Casey-QU.....	28	54	144	.375	

3-POINT FG MADE

## Player-Team	Cl	G	3FG	Avg/G
1.BLACKWOOD, Tristan-CCSU..	29	103	3.55	
2.UBILLA, Manny-FDU.....	28	93	3.32	
3.VANN, Chris-MSM.....	29	84	2.90	
4.MUNDWEILER, Joey-WC.....	29	74	2.55	
5.KOTOROBAL, Eugene-LIU....	28	71	2.54	
6.WOMACK, Jamaal-SFNY.....	29	72	2.48	
7.LITKE, Ryan-SHU.....	28	58	2.07	
8.LANGHURST, Jimmy-RMU....	31	61	1.97	
9.NELSON, Cale-SFPA.....	29	57	1.97	
CHAPPELL, Jeremy-RMU....	29	57	1.97	
11.JOHNSON, Kyle-LIU.....	29	56	1.93	
12.COSGROVE, Casey-QU.....	28	54	1.93	
13.SEYMORE, Joe-CCSU.....	29	53	1.83	
HOLLAND, Will-MSM.....	29	53	1.83	
15.HAZARD, Eric-FDU.....	28	50	1.79	

BLOCKED SHOTS

## Player-Team	Cl	G	Blocks	Avg/G
1.HORTON, Ken-CCSU.....	28	59	2.11	
2.ATUPEM, Sam-MSM.....	29	45	1.55	
3.PURSLEY, DeJuan-FDU.....	27	30	1.11	
4.VINSON, Durell-WC.....	29	31	1.07	
5.DIENG, Bassirou-SFPA....	29	29	1.00	
6.KOTOROBAL, Eugene-LIU....	28	27	0.96	
7.PORTER, Mark-WC.....	29	26	0.90	
8.JACKSON, A.J.-RMU.....	31	27	0.87	
9.AYENI, Kayode-SFNY.....	29	23	0.79	
10.MITCHELL, Markus-MSM....	29	19	0.66	
BROOKS, Brice-SHU.....	29	19	0.66	
12.GAITLEY, Dutch-MU.....	30	19	0.63	
13.ANDERSON, Karl-QU.....	23	13	0.57	
14.CHAPPELL, Jeremy-RMU....	29	14	0.48	
15.ALLEN, Kellen-LIU.....	29	13	0.45	
HOWARD, Ryon-SHU.....	29	13	0.45	
SHUBIK, Drew-SHU.....	29	13	0.45	

ASSIST/TURNOVER RATIO (Min. 3.0 assists/game)

## Player-Team	Cl	G	Asst	Avg Turn	Avg	Ratio
1.LANGHURST, Jimmy-RMU....	31	93	3.0	50	1.6	1.86
2.GOODIE, Jeremy-MSM.....	28	158	5.6	96	3.4	1.65
3.HETT, James-MU.....	30	98	3.3	63	2.1	1.56
4.WISSEH, Jaytornah-LIU....	29	149	5.1	96	3.3	1.55
5.LEE, Tony-RMU.....	31	199	6.4	129	4.2	1.54
6.SHUBIK, Drew-SHU.....	29	159	5.5	105	3.6	1.51
7.BLACKWOOD, Tristan-CCSU..	29	153	5.3	103	3.6	1.49
8.COSGROVE, Casey-QU.....	28	85	3.0	63	2.3	1.35
9.PORTER, Mark-WC.....	29	161	5.6	120	4.1	1.34
10.UBILLA, Manny-FDU.....	28	136	4.9	105	3.8	1.30
11.THOMPSON, Shemik-CCSU....	28	90	3.2	71	2.5	1.27
12.NELSON, Cale-SFPA.....	29	113	3.9	95	3.3	1.19
13.ANDERSON, DeMario-QU....	27	86	3.2	112	4.1	0.77

OFFENSIVE REBOUNDS

## Player-Team	Cl	G	No.	Avg/G
1.VINSON, Durell-WC.....	29	133	4.59	
2.BERRY, Chris-SFPA.....	29	79	2.72	
3.LEE, Tony-RMU.....	31	80	2.58	
4.BAPTISTE, Sean-FDU.....	25	63	2.52	
5.AYENI, Kayode-SFNY.....	29	70	2.41	
6.BROOKINS, Louis-QU.....	27	65	2.41	
7.ULRICH, James-WC.....	29	69	2.38	
8.ANDERSON, Karl-QU.....	23	54	2.35	
9.RUTTY, Justin-QU.....	27	63	2.33	
10.YESSOUFOU, Bass-SFNY....	29	63	2.17	
11.HORTON, Ken-CCSU.....	28	60	2.14	
12.MITCHELL, Markus-MSM....	29	61	2.10	
BROOKS, Brice-SHU.....	29	61	2.10	
14.SMITH, Jamal-WC.....	28	57	2.04	
HINES, Robert-SFNY.....	28	57	2.04	

DEFENSIVE REBOUNDS

## Player-Team	Cl	G	No.	Avg/G
1.VINSON, Durell-WC.....	29	196	6.76	
2.ANDERSON, DeMario-QU....	27	145	5.37	
3.KOTOROBAL, Eugene-LIU....	28	144	5.14	
4.DIENG, Bassirou-SFPA....	29	141	4.86	
5.ULRICH, James-WC.....	29	127	4.38	
6.LEE, Tony-RMU.....	31	135	4.35	
7.SHUBIK, Drew-SHU.....	29	126	4.34	
8.PALMER, Marcus-CCSU.....	28	120	4.29	
9.UBILLA, Manny-FDU.....	28	118	4.21	
10.HINES, Robert-SFNY.....	28	115	4.11	
11.PORTER, Mark-WC.....	29	116	4.00	
WISSEH, Jaytornah-LIU....	29	116	4.00	
13.JACKSON, A.J.-RMU.....	31	120	3.87	
14.HAZARD, Eric-FDU.....	28	107	3.82	
15.BAPTISTE, Sean-FDU.....	25	94	3.76	

2007-08 Northeast Conference
INDIVIDUAL BASKETBALL STATISTICS
Through games of Mar 02, 2008 (All games)

MINUTES PLAYED

## Player-Team	Cl	G	Minutes	Avg/G
1.UBILLA, Manny-FDU.....	28		1074	38.36
2.PORTER, Mark-WC.....	29		1080	37.24
3.BAPTISTE, Sean-FDU.....	25		919	36.76
4.BLACKWOOD, Tristan-CCSU..	29		1047	36.10
5.WISSEH, Jaytornah-LIU....	29		1039	35.83
6.WOMACK, Jamaal-SFNY.....	29		1015	35.00
7.MURRAY, Bernell-FDU.....	27		914	33.85
8.COLEMAN, Whitney-MU.....	30		1011	33.70
9.SMITH, Jamal-WC.....	28		941	33.61
10.SWEETNEY, Devin-SFPA....	29		972	33.52
11.HINES, Robert-SFNY.....	28		937	33.46
12.SHUBIK, Drew-SHU.....	29		967	33.34
13.GOODER, Jeremy-MSM.....	28		926	33.07
14.ANDERSON, DeMario-QU....	27		891	33.00
15.HAZARD, Eric-FDU.....	28		922	32.93
16.CHAPPELL, Jeremy-RMU....	29		929	32.03
17.HETT, James-MU.....	30		954	31.80
18.NELSON, Cale-SFPA.....	29		921	31.76
19.THOMPSON, Shemik-CCSU....	28		873	31.18
20.VINSON, Durrell-WC.....	29		901	31.07
21.DIENG, Bassirou-SFPA....	29		887	30.59
22.BROOKS, Brice-SHU.....	29		886	30.55
23.WILLIAMS, Marcus-SFNY....	28		855	30.54
24.MUNDWEILER, Joey-WC.....	29		877	30.24
25.SEYMORE, Joe-CCSU.....	29		875	30.17
26.KOTOROBAI, Eugene-LIU....	28		843	30.11
27.YOUNGBLOOD, Jhamar-MU....	27		809	29.96
28.VANN, Chris-MSM.....	29		868	29.93
29.CADELL, Ricky-SFNY.....	29		864	29.79
30.HICKS, David-LIU.....	29		860	29.66

**2007-08 Northeast Conference
CONFERENCE BASKETBALL STATISTICS
Through games of Mar 02, 2008 (All games)**

SCORING OFFENSE

## Team	G	W-L	Pts	Avg/G
1.Robert Morris.....	31	25-6	2340	75.5
2.Quinnipiac.....	29	15-14	2156	74.3
3.Long Island.....	29	15-14	2110	72.8
4.Sacred Heart.....	29	16-13	2106	72.6
5.Wagner.....	29	22-7	2097	72.3
6.Fairleigh Dickinson.	28	8-20	1961	70.0
7.Central Conn. St....	29	14-15	2024	69.8
8.Mount St. Mary's....	29	15-14	1979	68.2
9.St. Francis (NY)....	29	7-22	1953	67.3
10.Saint Francis (PA)..	29	6-23	1848	63.7
11.Monmouth.....	30	7-23	1784	59.5

SCORING DEFENSE

## Team	G	Pts	Avg/G
1.Mount St. Mary's....	29	1938	66.8
2.Monmouth.....	30	2015	67.2
3.Central Conn. St....	29	1970	67.9
4.Robert Morris.....	31	2109	68.0
5.Saint Francis (PA)..	29	2066	71.2
6.Long Island.....	29	2080	71.7
7.Wagner.....	29	2081	71.8
8.Sacred Heart.....	29	2099	72.4
9.St. Francis (NY)....	29	2137	73.7
10.Quinnipiac.....	29	2174	75.0
11.Fairleigh Dickinson.	28	2189	78.2

SCORING MARGIN

## Team	G	OFF	DEF	Margin
1.Robert Morris.....	31	75.5	68.0	+7.5
2.Central Conn. St....	29	69.8	67.9	+1.9
3.Mount St. Mary's....	29	68.2	66.8	+1.4
4.Long Island.....	29	72.8	71.7	+1.0
5.Wagner.....	29	72.3	71.8	+0.6
6.Sacred Heart.....	29	72.6	72.4	+0.2
7.Quinnipiac.....	29	74.3	75.0	-0.6
8.St. Francis (NY)....	29	67.3	73.7	-6.3
9.Saint Francis (PA)..	29	63.7	71.2	-7.5
10.Monmouth.....	30	59.5	67.2	-7.7
11.Fairleigh Dickinson.	28	70.0	78.2	-8.1

FREE THROW PERCENTAGES

## Team	G	FTM	FTA	Pct
1.Sacred Heart.....	29	359	493	.728
2.Robert Morris.....	31	361	501	.721
3.Saint Francis (PA)..	29	416	583	.714
4.Fairleigh Dickinson.	28	417	585	.713
5.Quinnipiac.....	29	403	569	.708
6.Central Conn. St....	29	332	473	.702
7.Mount St. Mary's....	29	387	563	.687
8.Monmouth.....	30	322	474	.679
9.Long Island.....	29	473	697	.679
10.St. Francis (NY)....	29	357	562	.635
11.Wagner.....	29	378	630	.600

FIELD GOAL PERCENTAGES

## Team	G	FG	FGA	Pct
1.Robert Morris.....	31	863	1849	.467
2.Quinnipiac.....	29	790	1706	.463
3.Central Conn. St....	29	744	1630	.456
4.Wagner.....	29	775	1734	.447
5.Mount St. Mary's....	29	708	1594	.444
6.Sacred Heart.....	29	767	1729	.444
7.Fairleigh Dickinson.	28	659	1573	.419
8.St. Francis (NY)....	29	710	1732	.410
9.Long Island.....	29	716	1753	.408
10.Saint Francis (PA)..	29	621	1525	.407
11.Monmouth.....	30	622	1546	.402

FIELD GOAL PCT DEFENSE

## Team	G	FG	FGA	Pct
1.Wagner.....	29	719	1732	.415
2.Mount St. Mary's....	29	671	1598	.420
3.Robert Morris.....	31	739	1684	.439
4.Monmouth.....	30	676	1539	.439
5.Long Island.....	29	775	1741	.445
6.Central Conn. St....	29	750	1684	.445
7.Quinnipiac.....	29	765	1711	.447
8.Sacred Heart.....	29	732	1619	.452
9.Fairleigh Dickinson.	28	828	1762	.470
10.St. Francis (NY)....	29	775	1643	.472
11.Saint Francis (PA)..	29	751	1570	.478

3-POINT FIELD GOAL PERCENTAGES

## Team	G	FG	FGA	Pct
1.Quinnipiac.....	29	173	441	.392
2.Robert Morris.....	31	253	659	.384
3.Mount St. Mary's....	29	176	480	.367
4.Fairleigh Dickinson.	28	226	636	.355
5.Central Conn. St....	29	204	578	.353
6.Sacred Heart.....	29	213	613	.347
7.Saint Francis (PA)..	29	190	562	.338
8.Long Island.....	29	205	620	.331
9.Monmouth.....	30	218	669	.326
10.Wagner.....	29	169	526	.321
11.St. Francis (NY)....	29	176	571	.308

3-POINT FIELD GOAL PCT DEFENSE

## Team	G	FG	FGA	Pct
1.Robert Morris.....	31	200	643	.311
2.Long Island.....	29	181	569	.318
3.Monmouth.....	30	204	613	.333
4.Mount St. Mary's....	29	164	491	.334
5.Wagner.....	29	217	649	.334
6.Sacred Heart.....	29	180	520	.346
7.St. Francis (NY)....	29	193	542	.356
8.Central Conn. St....	29	217	594	.365
9.Quinnipiac.....	29	212	580	.366
10.Saint Francis (PA)..	29	176	480	.367
11.Fairleigh Dickinson.	28	207	510	.406

REBOUNDING OFFENSE

## Team	G	Reb	Avg/G
1.Wagner.....	29	1180	40.7
2.Long Island.....	29	1140	39.3
3.Quinnipiac.....	29	1107	38.2
4.St. Francis (NY)....	29	1063	36.7
5.Robert Morris.....	31	1112	35.9
6.Central Conn. St....	29	1017	35.1
7.Mount St. Mary's....	29	984	33.9
8.Sacred Heart.....	29	955	32.9
9.Fairleigh Dickinson.	28	916	32.7
10.Saint Francis (PA)..	29	939	32.4
11.Monmouth.....	30	849	28.3

REBOUNDING DEFENSE

## Team	G	Reb	Avg/G
1.Central Conn. St....	29	959	33.1
2.Robert Morris.....	31	1026	33.1
3.Quinnipiac.....	29	961	33.1
4.Saint Francis (PA)..	29	962	33.2
5.Wagner.....	29	1027	35.4
6.Mount St. Mary's....	29	1032	35.6
7.St. Francis (NY)....	29	1039	35.8
8.Long Island.....	29	1064	36.7
9.Monmouth.....	30	1113	37.1
10.Sacred Heart.....	29	1077	37.1
11.Fairleigh Dickinson.	28	1120	40.0

**2007-08 Northeast Conference
CONFERENCE BASKETBALL STATISTICS
Through games of Mar 02, 2008 (All games)**

REBOUNDING MARGIN

## Team	G	TEAM	Avg	OPP	Avg Margin
1.Wagner.....	29	1180	40.7	1027	35.4 +5.3
2.Quinnipiac.....	29	1107	38.2	961	33.1 +5.0
3.Robert Morris.....	31	1112	35.9	1026	33.1 +2.8
4.Long Island.....	29	1140	39.3	1064	36.7 +2.6
5.Central Conn. St....	29	1017	35.1	959	33.1 +2.0
6.St. Francis (NY)....	29	1063	36.7	1039	35.8 +0.8
7.Saint Francis (PA)..	29	939	32.4	962	33.2 -0.8
8.Mount St. Mary's....	29	984	33.9	1032	35.6 -1.7
9.Sacred Heart.....	29	955	32.9	1077	37.1 -4.2
10.Fairleigh Dickinson.	28	916	32.7	1120	40.0 -7.3
11.Monmouth.....	30	849	28.3	1113	37.1 -8.8

BLOCKED SHOTS

## Team	G	Blocks	Avg/G
1.Mount St. Mary's....	29	107	3.69
Wagner.....	29	107	3.69
3.Central Conn. St....	29	89	3.07
4.Fairleigh Dickinson.	28	83	2.96
5.Sacred Heart.....	29	81	2.79
6.Long Island.....	29	78	2.69
7.Quinnipiac.....	29	73	2.52
8.Saint Francis (PA)..	29	70	2.41
9.Robert Morris.....	31	73	2.35
10.Monmouth.....	30	64	2.13
11.St. Francis (NY)....	29	56	1.93

ASSISTS

## Team	G	Assists	Avg/G
1.Robert Morris.....	31	548	17.68
2.Central Conn. St....	29	437	15.07
3.Quinnipiac.....	29	433	14.93
4.Sacred Heart.....	29	431	14.86
5.Wagner.....	29	412	14.21
6.Mount St. Mary's....	29	374	12.90
7.St. Francis (NY)....	29	366	12.62
8.Monmouth.....	30	364	12.13
9.Fairleigh Dickinson.	28	327	11.68
10.Saint Francis (PA)..	29	335	11.55
11.Long Island.....	29	316	10.90

STEALS

## Team	G	Steals	Avg/G
1.Robert Morris.....	31	310	10.00
2.Sacred Heart.....	29	254	8.76
3.St. Francis (NY)....	29	216	7.45
4.Mount St. Mary's....	29	208	7.17
5.Monmouth.....	30	202	6.73
6.Wagner.....	29	192	6.62
7.Long Island.....	29	183	6.31
8.Quinnipiac.....	29	172	5.93
9.Central Conn. St....	29	160	5.52
10.Saint Francis (PA)..	29	153	5.28
11.Fairleigh Dickinson.	28	139	4.96

TURNOVER MARGIN

## Team	G	TEAM	Avg	OPP	Avg Margin
1.Sacred Heart.....	29	421	14.5	495	17.1 +2.55
2.Robert Morris.....	31	520	16.8	580	18.7 +1.94
3.Long Island.....	29	389	13.4	415	14.3 +0.90
4.Mount St. Mary's....	29	413	14.2	436	15.0 +0.79
5.Monmouth.....	30	427	14.2	444	14.8 +0.57
6.St. Francis (NY)....	29	473	16.3	468	16.1 -0.17
7.Central Conn. St....	29	425	14.7	395	13.6 -1.03
8.Wagner.....	29	458	15.8	420	14.5 -1.31
9.Fairleigh Dickinson.	28	394	14.1	334	11.9 -2.14
10.Quinnipiac.....	29	436	15.0	362	12.5 -2.55
11.Saint Francis (PA)..	29	437	15.1	362	12.5 -2.59

ASSIST/TURNOVER RATIO

## Team	G	Asst	Avg Turn	Avg Ratio
1.Robert Morris.....	31	548	17.7	520 16.8 1.05
2.Central Conn. St....	29	437	15.1	425 14.7 1.03
3.Sacred Heart.....	29	431	14.9	421 14.5 1.02
4.Quinnipiac.....	29	433	14.9	436 15.0 0.99
5.Mount St. Mary's....	29	374	12.9	413 14.2 0.91
6.Wagner.....	29	412	14.2	458 15.8 0.90
7.Monmouth.....	30	364	12.1	427 14.2 0.85
8.Fairleigh Dickinson.	28	327	11.7	394 14.1 0.83
9.Long Island.....	29	316	10.9	389 13.4 0.81
10.St. Francis (NY)....	29	366	12.6	473 16.3 0.77
11.Saint Francis (PA)..	29	335	11.6	437 15.1 0.77

OFFENSIVE REBOUNDS

## Team	G	No.	Avg/G
1.Long Island.....	29	408	14.07
2.Wagner.....	29	406	14.00
3.St. Francis (NY)....	29	393	13.55
4.Quinnipiac.....	29	363	12.52
5.Robert Morris.....	31	379	12.23
6.Central Conn. St....	29	353	12.17
7.Saint Francis (PA)..	29	328	11.31
8.Sacred Heart.....	29	316	10.90
9.Mount St. Mary's....	29	294	10.14
10.Fairleigh Dickinson.	28	278	9.93
11.Monmouth.....	30	250	8.33

DEFENSIVE REBOUNDS

## Team	G	No.	Avg/G
1.Wagner.....	29	774	26.69
2.Quinnipiac.....	29	744	25.66
3.Long Island.....	29	732	25.24
4.Mount St. Mary's....	29	690	23.79
5.Robert Morris.....	31	733	23.65
6.St. Francis (NY)....	29	670	23.10
7.Central Conn. St....	29	664	22.90
8.Fairleigh Dickinson.	28	638	22.79
9.Sacred Heart.....	29	639	22.03
10.Saint Francis (PA)..	29	611	21.07
11.Monmouth.....	30	599	19.97

3-POINT FIELD GOALS MADE

## Team	G	3FG	Avg/G
1.Robert Morris.....	31	253	8.16
2.Fairleigh Dickinson.	28	226	8.07
3.Sacred Heart.....	29	213	7.34
4.Monmouth.....	30	218	7.27
5.Long Island.....	29	205	7.07
6.Central Conn. St....	29	204	7.03
7.Saint Francis (PA)..	29	190	6.55
8.Mount St. Mary's....	29	176	6.07
St. Francis (NY)....	29	176	6.07
10.Quinnipiac.....	29	173	5.97
11.Wagner.....	29	169	5.83

**2007-08 Northeast Conference
CONFERENCE BASKETBALL STATISTICS
Through games of Mar 02, 2008 (All games)**

STANDINGS	-----CONFERENCE-----				-----OVERALL-----				WINNING STREAK	
	W-L	Pct	PF	PA	W-L	Pct	PF	PA	Team	NO.
Robert Morris.....	16-2	.889	74.7	65.5	25-6	.806	75.5	68.0	Robert Morris	13
Wagner.....	15-3	.833	72.2	69.9	22-7	.759	72.3	71.8	Mount St. Mary's	2
Sacred Heart.....	13-5	.722	76.4	71.7	16-13	.552	72.6	72.4	Wagner	2
Quinnipiac.....	11-7	.611	74.9	73.7	15-14	.517	74.3	75.0	Fairleigh Dickinson	1
Mount St. Mary's....	11-7	.611	70.7	65.1	15-14	.517	68.2	66.8	Central Conn. St.	1
Central Conn. St....	10-8	.556	74.3	69.7	14-15	.483	69.8	67.9		
Long Island.....	7-11	.389	72.8	72.9	15-14	.517	72.8	71.7		
Fairleigh Dickinson.	4-14	.222	68.5	76.6	8-20	.286	70.0	78.2		
St. Francis (NY)....	4-14	.222	68.4	74.9	7-22	.241	67.3	73.7		
Monmouth.....	4-14	.222	61.5	68.3	7-23	.233	59.5	67.2		
Saint Francis (PA)..	4-14	.222	63.2	69.2	6-23	.207	63.7	71.2		

TEAM SUMMARIES

Team	G	PF-PA	Avg Score	Margin	FG-FGA	Pct	3FG-FGA	Pct	FT-FTA	Pct	RebF	RebA	Margin
Central Conn. St....	29	2024-1970	69.8-67.9	+1.9	744-1630	.456	204-578	.353	332-473	.702	1017	959	+2.0
Fairleigh Dickinson.	28	1961-2189	70.0-78.2	-8.1	659-1573	.419	226-636	.355	417-585	.713	916	1120	-7.3
Long Island.....	29	2110-2080	72.8-71.7	+1.0	716-1753	.408	205-620	.331	473-697	.679	1140	1064	+2.6
Monmouth.....	30	1784-2015	59.5-67.2	-7.7	622-1546	.402	218-669	.326	322-474	.679	849	1113	-8.8
Mount St. Mary's....	29	1979-1938	68.2-66.8	+1.4	708-1594	.444	176-480	.367	387-563	.687	984	1032	-1.7
Quinnipiac.....	29	2156-2174	74.3-75.0	-0.6	790-1706	.463	173-441	.392	403-569	.708	1107	961	+5.0
Robert Morris.....	31	2340-2109	75.5-68.0	+7.5	863-1849	.467	253-659	.384	361-501	.721	1112	1026	+2.8
Sacred Heart.....	29	2106-2099	72.6-72.4	+0.2	767-1729	.444	213-613	.347	359-493	.728	955	1077	-4.2
Saint Francis (PA)..	29	1848-2066	63.7-71.2	-7.5	621-1525	.407	190-562	.338	416-583	.714	939	962	-0.8
St. Francis (NY)....	29	1953-2137	67.3-73.7	-6.3	710-1732	.410	176-571	.308	357-562	.635	1063	1039	+0.8
Wagner.....	29	2097-2081	72.3-71.8	+0.6	775-1734	.447	169-526	.321	378-630	.600	1180	1027	+5.3

ATTENDANCE

Team	HOME GAMES	Avg	AWAY GAMES	Avg	NEUT GAMES	Avg	ALL GAMES	Avg
Central Conn. St.	14-23210	1658	15-24022	1601	0-0	0	29-47232	1629
Fairleigh Dickinson	12-5719	477	14-25467	1819	2-34692	17346	28-65878	2353
Long Island	14-10964	783	14-27288	1949	1-325	325	29-38577	1330
Monmouth	13-19917	1532	14-20081	1434	3-4454	1485	30-44452	1482
Mount St. Mary's	14-16167	1155	15-34264	2284	0-0	0	29-50431	1739
Quinnipiac	14-23581	1684	15-31651	2110	0-0	0	29-55232	1905
Robert Morris	13-15984	1230	16-27574	1723	2-2104	1052	31-45662	1473
Sacred Heart	13-12588	968	16-33676	2105	0-0	0	29-46264	1595
Saint Francis (PA)	15-16788	1119	14-29509	2108	0-0	0	29-46297	1596
St. Francis (NY)	14-5215	372	15-21512	1434	0-0	0	29-26727	922
Wagner	14-17430	1245	15-29316	1954	0-0	0	29-46746	1612
Totals	150-167563	1117	163-304360	1867	8-41575	5197	222-398877	1797

**2007-08 Northeast Conference
INDIVIDUAL BASKETBALL STATISTICS
Through games of Mar 02, 2008 (Conference games only)**

To be ranked, a player must appear in at least 75.0% of their team's games.

SCORING								REBOUNDING								
##	Player-Team	Cl	G	FG	3FG	FT	Pts	Avg/G	##	Player-Team	Cl	G	OFF	DEF	TOT	Avg/G
1.	ANDERSON, DeMario-QU.....	16	130	22	91	373	23.3		1.	VINSON, Durell-WC.....	18	81	126	207	11.5	
2.	UBILLA, Manny-FDU.....	18	126	61	81	394	21.9		2.	ULRICH, James-WC.....	18	52	86	138	7.7	
3.	BAPTISTE, Sean-FDU.....	15	93	16	81	283	18.9		3.	KOTOROBAI, Eugene-LIU....	17	40	86	126	7.4	
4.	WISSEH, Jaytornah-LIU....	18	111	19	89	330	18.3		4.	PALMER, Marcus-CCSU.....	18	35	97	132	7.3	
5.	BLACKWOOD, Tristan-CCSU..	18	106	66	40	318	17.7		5.	ANDERSON, DeMario-QU.....	16	19	97	116	7.3	
6.	PORTER, Mark-WC.....	18	90	21	102	303	16.8		6.	LEE, Tony-RMU.....	18	46	77	123	6.8	
7.	HINES, Robert-SFNY.....	18	102	14	52	270	15.0		7.	DIENG, Bassirou-SFPA.....	18	29	90	119	6.6	
8.	COLEMAN, Whitney-MU.....	18	98	30	38	264	14.7		8.	BAPTISTE, Sean-FDU.....	15	34	65	99	6.6	
9.	JACKSON, A.J.-RMU.....	18	94	26	48	262	14.6		9.	HINES, Robert-SFNY.....	18	43	72	115	6.4	
10.	BROOKS, Brice-SHU.....	18	97	1	63	258	14.3		10.	MITCHELL, Markus-MSM.....	18	40	74	114	6.3	
11.	VINSON, Durell-WC.....	18	114	0	26	254	14.1		11.	HORTON, Ken-CCSU.....	18	43	69	112	6.2	
12.	VANN, Chris-MSM.....	18	87	46	33	253	14.1		12.	BERRY, Chris-SFPA.....	18	50	61	111	6.2	
13.	HORTON, Ken-CCSU.....	18	94	12	48	248	13.8		13.	BROOKS, Brice-SHU.....	18	39	66	105	5.8	
	GOODE, Jeremy-MSM.....	18	76	6	90	248	13.8		14.	BROOKINS, Louis-QU.....	16	42	49	91	5.7	
15.	CHAPPELL, Jeremy-RMU.....	17	91	32	20	234	13.8		15.	MANIGAULT, Ron-LIU.....	18	35	67	102	5.7	
16.	LEE, Tony-RMU.....	18	95	12	44	246	13.7			WILLIAMS, Marcus-SFNY....	18	37	65	102	5.7	
17.	ALLEN, Kellen-LIU.....	18	92	0	55	239	13.3			SHUBIK, Drew-SHU.....	18	16	86	102	5.7	
18.	WOMACK, Jamaal-SFNY.....	18	77	46	22	222	12.3		18.	JACKSON, A.J.-RMU.....	18	32	69	101	5.6	
19.	SMITH, Jamal-WC.....	17	76	25	29	206	12.1			YESSOUFOU, Bass-SFNY.....	18	41	60	101	5.6	
20.	PALMER, Marcus-CCSU.....	18	83	9	41	216	12.0		20.	ANDERSON, Karl-QU.....	16	35	53	88	5.5	
21.	BERRY, Chris-SFPA.....	18	72	8	51	203	11.3									
22.	BAKER, Evann-QU.....	18	63	10	66	202	11.2									
23.	SHUBIK, Drew-SHU.....	18	69	15	48	201	11.2									
24.	DIENG, Bassirou-SFPA.....	18	68	4	59	199	11.1									
25.	MURRAY, Bernell-FDU.....	17	64	28	27	183	10.8									
26.	SEYMORE, Joe-CCSU.....	18	68	31	26	193	10.7									
27.	SWEETNEY, Devin-SFPA.....	18	60	7	64	191	10.6									
28.	YOUNGBLOOD, Jhamar-MU....	15	55	15	34	159	10.6									
29.	ULRICH, James-WC.....	18	72	0	46	190	10.6									
30.	THOMPSON, Shemik-CCSU....	17	72	9	24	177	10.4									

FIELD GOAL PCT (Min. 3.0 made per game)						ASSISTS					
##	Player-Team	Cl	G	FGA	Pct	##	Player-Team	Cl	G	Assists	Avg/G
1.	RUTTY, Justin-QU.....	16	58	88	.659	1.	SHUBIK, Drew-SHU.....	18	106	5.89	
2.	ATUPEM, Sam-MSM.....	18	65	105	.619	2.	BLACKWOOD, Tristan-CCSU..	18	105	5.83	
3.	ANDERSON, Karl-QU.....	16	48	81	.593	3.	LEE, Tony-RMU.....	18	103	5.72	
4.	PURSLEY, DeJuan-FDU.....	17	51	91	.560	4.	PORTER, Mark-WC.....	18	92	5.11	
5.	HOWARD, Ryon-SHU.....	18	59	106	.557	5.	GOODE, Jeremy-MSM.....	18	91	5.06	
6.	VINSON, Durell-WC.....	18	114	205	.556	6.	UBILLA, Manny-FDU.....	18	87	4.83	
7.	HORTON, Ken-CCSU.....	18	94	170	.553	7.	WISSEH, Jaytornah-LIU....	18	81	4.50	
8.	ALLEN, Kellen-LIU.....	18	92	170	.541	8.	NELSON, Cale-SFPA.....	18	66	3.67	
9.	THOMPSON, Shemik-CCSU....	17	72	138	.522	9.	THOMPSON, Shemik-CCSU....	17	59	3.47	
10.	WILLIAMS, Marcus-SFNY....	18	68	132	.515	10.	HETT, James-MU.....	18	61	3.39	
11.	BROOKS, Brice-SHU.....	18	97	191	.508	11.	ANDERSON, DeMario-QU.....	16	51	3.19	
12.	LEE, Tony-RMU.....	18	95	190	.500	12.	WILLIAMS, Marcus-SFNY....	18	53	2.94	
	ULRICH, James-WC.....	18	72	144	.500		HARDY, Chauncey-SHU.....	18	53	2.94	
14.	PALMER, Marcus-CCSU.....	18	83	167	.497	14.	LANGHURST, Jimmy-RMU.....	18	51	2.83	
15.	SHUBIK, Drew-SHU.....	18	69	139	.496		COLEMAN, Whitney-MU.....	18	51	2.83	

FREE THROW PCT (Min. 2.0 made per game)						STEALS						
##	Player-Team	Cl	G	FTM	FTA	Pct	##	Player-Team	Cl	G	Steals	Avg/G
1.	BLACKWOOD, Tristan-CCSU..	18	40	44	.909		1.	LEE, Tony-RMU.....	18	44	2.44	
2.	COLEMAN, Whitney-MU.....	18	38	43	.884		2.	CHAPPELL, Jeremy-RMU.....	17	39	2.29	
3.	WISSEH, Jaytornah-LIU....	18	89	103	.864		3.	SHUBIK, Drew-SHU.....	18	41	2.28	
4.	BAKER, Evann-QU.....	18	66	77	.857		4.	GOODE, Jeremy-MSM.....	18	34	1.89	
5.	JACKSON, A.J.-RMU.....	18	48	58	.828			WOMACK, Jamaal-SFNY.....	18	34	1.89	
6.	PORTER, Mark-WC.....	18	102	124	.823			PORTER, Mark-WC.....	18	34	1.89	
7.	ANDERSON, DeMario-QU.....	16	91	111	.820		7.	ANDERSON, DeMario-QU.....	16	30	1.88	
8.	UBILLA, Manny-FDU.....	18	81	99	.818		8.	COLEMAN, Whitney-MU.....	18	31	1.72	
9.	HORTON, Ken-CCSU.....	18	48	59	.814		9.	WISSEH, Jaytornah-LIU....	18	30	1.67	
10.	SWEETNEY, Devin-SFPA.....	18	64	80	.800		10.	HARDY, Chauncey-SHU.....	18	29	1.61	
11.	BAPTISTE, Sean-FDU.....	15	81	102	.794		11.	UBILLA, Manny-FDU.....	18	27	1.50	
12.	PALMER, Marcus-CCSU.....	18	41	53	.774			WILLIAMS, Marcus-SFNY....	18	27	1.50	
13.	KOTOROBAI, Eugene-LIU....	17	38	50	.760		13.	MURRAY, Bernell-FDU.....	17	25	1.47	
14.	HINES, Robert-SFNY.....	18	52	69	.754		14.	YOUNGBLOOD, Jhamar-MU....	15	21	1.40	
15.	BROOKS, Brice-SHU.....	18	63	84	.750		15.	BERRY, Chris-SFPA.....	18	24	1.33	

**2007-08 Northeast Conference
INDIVIDUAL BASKETBALL STATISTICS
Through games of Mar 02, 2008 (Conference games only)**

3-POINT FG PCT (Min. 1.0 made per game)

## Player-Team	Cl	G	3FG	FGA	Pct
1.GEFFEN, Bryan-QU.....	18	22	44	.500	
2.JACKSON, A.J.-RMU.....	18	26	56	.464	
3.SIMPSON, Yaniv-MU.....	15	34	78	.436	
4.FELDEINE, James-QU.....	18	19	45	.422	
5.UBILLA, Manny-FDU.....	18	61	146	.418	
6.HARDY, Chauncey-SHU.....	18	25	60	.417	
7.LITKE, Ryan-SHU.....	18	42	103	.408	
8.FRANCISCO, Bateko-RMU....	18	27	67	.403	
9.HASSAN, Corey-SHU.....	18	29	72	.403	
10.BLACKWOOD, Tristan-CCSU..	18	66	174	.379	
11.ANDERSON, DeMario-QU.....	16	22	59	.373	
12.NUNNER, Alex-MU.....	18	30	81	.370	
13.VANN, Chris-MSM.....	18	46	125	.368	
14.SMITH, Jamal-WC.....	17	25	68	.368	
15.LANGHURST, Jimmy-RMU.....	18	29	79	.367	

3-POINT FG MADE

## Player-Team	Cl	G	3FG	Avg/G
1.BLACKWOOD, Tristan-CCSU..	18	66	3.67	
2.UBILLA, Manny-FDU.....	18	61	3.39	
3.WOMACK, Jamaal-SFNY.....	18	46	2.56	
VANN, Chris-MSM.....	18	46	2.56	
5.LITKE, Ryan-SHU.....	18	42	2.33	
6.SIMPSON, Yaniv-MU.....	15	34	2.27	
7.MUNDWEILER, Joey-WC.....	18	40	2.22	
8.KOTOROBAI, Eugene-LIU....	17	35	2.06	
9.CHAPPELL, Jeremy-RMU.....	17	32	1.88	
10.JOHNSON, Kyle-LIU.....	18	33	1.83	
11.SEYMORE, Joe-CCSU.....	18	31	1.72	
12.COLEMAN, Whitney-MU.....	18	30	1.67	
NUNNER, Alex-MU.....	18	30	1.67	
14.MURRAY, Bernell-FDU.....	17	28	1.65	
15.NELSON, Cale-SFPA.....	18	29	1.61	
HASSAN, Corey-SHU.....	18	29	1.61	
LANGHURST, Jimmy-RMU.....	18	29	1.61	

BLOCKED SHOTS

## Player-Team	Cl	G	Blocks	Avg/G
1.HORTON, Ken-CCSU.....	18	39	2.17	
2.ATUPEM, Sam-MSM.....	18	32	1.78	
3.PURSLEY, DeJuan-FDU.....	17	24	1.41	
4.PORTER, Mark-WC.....	18	20	1.11	
5.VINSON, Durell-WC.....	18	19	1.06	
JACKSON, A.J.-RMU.....	18	19	1.06	
7.KOTOROBAI, Eugene-LIU....	17	16	0.94	
8.BROOKS, Brice-SHU.....	18	15	0.83	
MITCHELL, Markus-MSM.....	18	15	0.83	
DIENG, Bassirou-SFPA.....	18	15	0.83	
11.BEIDLER, Kelly-MSM.....	16	13	0.81	
12.BROOKINS, Louis-QU.....	16	10	0.63	
ANDERSON, Karl-QU.....	16	10	0.63	
14.GAITLEY, Dutch-MU.....	18	11	0.61	
15.PETTWAY, Gene-SHU.....	18	10	0.56	

ASSIST/TURNOVER RATIO (Min. 3.0 assists/game)

## Player-Team	Cl	G	Asst	Avg Turn	Avg	Ratio
1.SHUBIK, Drew-SHU.....	18	106	5.9	52	2.9	2.04
2.BLACKWOOD, Tristan-CCSU..	18	105	5.8	63	3.5	1.67
3.GOODER, Jeremy-MSM.....	18	91	5.1	60	3.3	1.52
4.LEE, Tony-RMU.....	18	103	5.7	69	3.8	1.49
5.UBILLA, Manny-FDU.....	18	87	4.8	61	3.4	1.43
6.HETT, James-MU.....	18	61	3.4	44	2.4	1.39
7.WISSEH, Jaytornah-LIU....	18	81	4.5	60	3.3	1.35
8.THOMPSON, Shemik-CCSU....	17	59	3.5	47	2.8	1.26
9.PORTER, Mark-WC.....	18	92	5.1	80	4.4	1.15
10.NELSON, Cale-SFPA.....	18	66	3.7	58	3.2	1.14
11.ANDERSON, DeMario-QU.....	16	51	3.2	60	3.8	0.85

OFFENSIVE REBOUNDS

## Player-Team	Cl	G	No.	Avg/G
1.VINSON, Durell-WC.....	18	81	4.50	
2.ULRICH, James-WC.....	18	52	2.89	
3.BERRY, Chris-SFPA.....	18	50	2.78	
4.BROOKINS, Louis-QU.....	16	42	2.63	
5.LEE, Tony-RMU.....	18	46	2.56	
6.AYENI, Kayode-SFNY.....	18	45	2.50	
7.HINES, Robert-SFNY.....	18	43	2.39	
HORTON, Ken-CCSU.....	18	43	2.39	
9.KOTOROBAI, Eugene-LIU....	17	40	2.35	
10.YESSOUFOU, Bass-SFNY.....	18	41	2.28	
11.BAPTISTE, Sean-FDU.....	15	34	2.27	
12.RUTTY, Justin-QU.....	16	36	2.25	
13.MITCHELL, Markus-MSM.....	18	40	2.22	
14.ANDERSON, Karl-QU.....	16	35	2.19	
15.BROOKS, Brice-SHU.....	18	39	2.17	

DEFENSIVE REBOUNDS

## Player-Team	Cl	G	No.	Avg/G
1.VINSON, Durell-WC.....	18	126	7.00	
2.ANDERSON, DeMario-QU.....	16	97	6.06	
3.PALMER, Marcus-CCSU.....	18	97	5.39	
4.KOTOROBAI, Eugene-LIU....	17	86	5.06	
5.DIENG, Bassirou-SFPA.....	18	90	5.00	
6.SHUBIK, Drew-SHU.....	18	86	4.78	
ULRICH, James-WC.....	18	86	4.78	
8.PORTER, Mark-WC.....	18	79	4.39	
9.BAPTISTE, Sean-FDU.....	15	65	4.33	
10.LEE, Tony-RMU.....	18	77	4.28	
11.WISSEH, Jaytornah-LIU....	18	75	4.17	
12.MITCHELL, Markus-MSM.....	18	74	4.11	
13.HINES, Robert-SFNY.....	18	72	4.00	
14.HAZARD, Eric-FDU.....	18	71	3.94	
15.COLEMAN, Whitney-MU.....	18	70	3.89	

2007-08 Northeast Conference
INDIVIDUAL BASKETBALL STATISTICS
Through games of Mar 02, 2008 (Conference games only)

MINUTES PLAYED

##	Player-Team	Cl	G	Minutes	Avg/G
1.	UBILLA, Manny-FDU.....	18		710	39.44
2.	PORTER, Mark-WC.....	18		688	38.22
3.	BAPTISTE, Sean-FDU.....	15		554	36.93
4.	BLACKWOOD, Tristan-CCSU..	18		655	36.39
5.	WISSEH, Jaytornah-LIU....	18		651	36.17
6.	SMITH, Jamal-WC.....	17		612	36.00
7.	WOMACK, Jamaal-SFNY.....	18		646	35.89
8.	COLEMAN, Whitney-MU.....	18		642	35.67
9.	MURRAY, Bernell-FDU.....	17		594	34.94
10.	SWEETNEY, Devin-SFPA.....	18		624	34.67
11.	HINES, Robert-SFNY.....	18		616	34.22
12.	ANDERSON, DeMario-QU.....	16		546	34.12
13.	HAZARD, Eric-FDU.....	18		604	33.56
14.	SHUBIK, Drew-SHU.....	18		599	33.28
15.	HETT, James-MU.....	18		584	32.44
16.	GOODE, Jeremy-MSM.....	18		582	32.33
17.	CHAPPELL, Jeremy-RMU....	17		542	31.88
	THOMPSON, Shemik-CCSU....	17		542	31.88
19.	VINSON, Durell-WC.....	18		571	31.72
20.	NELSON, Cale-SFPA.....	18		568	31.56
21.	WILLIAMS, Marcus-SFNY....	18		567	31.50
	DIENG, Bassirou-SFPA....	18		567	31.50
	BROOKS, Brice-SHU.....	18		567	31.50
24.	HICKS, David-LIU.....	18		566	31.44
25.	CADELL, Ricky-SFNY.....	18		565	31.39
26.	BERRY, Chris-SFPA.....	18		554	30.78
27.	ULRICH, James-WC.....	18		547	30.39
28.	HORTON, Ken-CCSU.....	18		534	29.67
29.	KOTOROBAL, Eugene-LIU....	17		501	29.47
30.	VANN, Chris-MSM.....	18		526	29.22

**2007-08 Northeast Conference
CONFERENCE BASKETBALL STATISTICS
Through games of Mar 02, 2008 (Conference games only)**

SCORING OFFENSE

## Team	G	W-L	Pts	Avg/G
1.Sacred Heart.....	18	13-5	1375	76.4
2.Quinnipiac.....	18	11-7	1348	74.9
3.Robert Morris.....	18	16-2	1344	74.7
4.Central Conn. St....	18	10-8	1338	74.3
5.Long Island.....	18	7-11	1311	72.8
6.Wagner.....	18	15-3	1300	72.2
7.Mount St. Mary's....	18	11-7	1272	70.7
8.Fairleigh Dickinson.	18	4-14	1233	68.5
9.St. Francis (NY)....	18	4-14	1232	68.4
10.Saint Francis (PA)..	18	4-14	1137	63.2
11.Monmouth.....	18	4-14	1107	61.5

SCORING DEFENSE

## Team	G	Pts	Avg/G
1.Mount St. Mary's....	18	1172	65.1
2.Robert Morris.....	18	1179	65.5
3.Monmouth.....	18	1229	68.3
4.Saint Francis (PA)..	18	1246	69.2
5.Central Conn. St....	18	1255	69.7
6.Wagner.....	18	1258	69.9
7.Sacred Heart.....	18	1291	71.7
8.Long Island.....	18	1313	72.9
9.Quinnipiac.....	18	1327	73.7
10.St. Francis (NY)....	18	1349	74.9
11.Fairleigh Dickinson.	18	1378	76.6

SCORING MARGIN

## Team	G	OFF	DEF	Margin
1.Robert Morris.....	18	74.7	65.5	+9.2
2.Mount St. Mary's....	18	70.7	65.1	+5.6
3.Sacred Heart.....	18	76.4	71.7	+4.7
4.Central Conn. St....	18	74.3	69.7	+4.6
5.Wagner.....	18	72.2	69.9	+2.3
6.Quinnipiac.....	18	74.9	73.7	+1.2
7.Long Island.....	18	72.8	72.9	-0.1
8.Saint Francis (PA)..	18	63.2	69.2	-6.1
9.St. Francis (NY)....	18	68.4	74.9	-6.5
10.Monmouth.....	18	61.5	68.3	-6.8
11.Fairleigh Dickinson.	18	68.5	76.6	-8.1

FREE THROW PERCENTAGES

## Team	G	FTM	FTA	Pct
1.Robert Morris.....	18	210	276	.761
2.Central Conn. St....	18	205	273	.751
3.Quinnipiac.....	18	267	364	.734
4.Saint Francis (PA)..	18	275	375	.733
5.Sacred Heart.....	18	234	321	.729
6.Monmouth.....	18	189	267	.708
7.Fairleigh Dickinson.	18	249	356	.699
8.Mount St. Mary's....	18	252	364	.692
9.Long Island.....	18	303	443	.684
10.St. Francis (NY)....	18	217	327	.664
11.Wagner.....	18	243	396	.614

FIELD GOAL PERCENTAGES

## Team	G	FG	FGA	Pct
1.Quinnipiac.....	18	491	1023	.480
2.Central Conn. St....	18	502	1049	.479
3.Robert Morris.....	18	493	1056	.467
4.Mount St. Mary's....	18	458	989	.463
5.Sacred Heart.....	18	502	1087	.462
6.Wagner.....	18	477	1058	.451
7.St. Francis (NY)....	18	454	1089	.417
8.Monmouth.....	18	389	937	.415
9.Fairleigh Dickinson.	18	425	1024	.415
10.Saint Francis (PA)..	18	379	931	.407
11.Long Island.....	18	445	1114	.399

FIELD GOAL PCT DEFENSE

## Team	G	FG	FGA	Pct
1.Mount St. Mary's....	18	406	1020	.398
2.Wagner.....	18	440	1096	.401
3.Robert Morris.....	18	415	959	.433
4.Sacred Heart.....	18	453	1033	.439
5.Monmouth.....	18	412	939	.439
6.Quinnipiac.....	18	466	1058	.440
7.Central Conn. St....	18	479	1079	.444
8.Long Island.....	18	481	1074	.448
9.Fairleigh Dickinson.	18	521	1123	.464
10.Saint Francis (PA)..	18	455	962	.473
11.St. Francis (NY)....	18	487	1014	.480

3-POINT FIELD GOAL PERCENTAGES

## Team	G	FG	FGA	Pct
1.Quinnipiac.....	18	99	247	.401
2.Robert Morris.....	18	148	381	.388
3.Sacred Heart.....	18	137	374	.366
4.Central Conn. St....	18	129	356	.362
5.Mount St. Mary's....	18	104	294	.354
6.Monmouth.....	18	140	408	.343
7.Fairleigh Dickinson.	18	134	414	.324
8.Wagner.....	18	103	320	.322
9.Saint Francis (PA)..	18	104	333	.312
10.Long Island.....	18	118	379	.311
11.St. Francis (NY)....	18	107	352	.304

3-POINT FIELD GOAL PCT DEFENSE

## Team	G	FG	FGA	Pct
1.Robert Morris.....	18	115	376	.306
2.Mount St. Mary's....	18	98	313	.313
3.Monmouth.....	18	124	383	.324
4.Wagner.....	18	131	404	.324
5.Long Island.....	18	113	345	.328
6.Sacred Heart.....	18	113	331	.341
7.Saint Francis (PA)..	18	108	309	.350
8.Quinnipiac.....	18	135	376	.359
9.Central Conn. St....	18	133	367	.362
10.St. Francis (NY)....	18	125	330	.379
11.Fairleigh Dickinson.	18	128	324	.395

REBOUNDING OFFENSE

## Team	G	Reb	Avg/G
1.Wagner.....	18	744	41.3
2.Long Island.....	18	712	39.6
3.Quinnipiac.....	18	663	36.8
4.Central Conn. St....	18	658	36.6
5.St. Francis (NY)....	18	654	36.3
6.Mount St. Mary's....	18	645	35.8
Robert Morris.....	18	645	35.8
8.Sacred Heart.....	18	607	33.7
9.Saint Francis (PA)..	18	576	32.0
10.Fairleigh Dickinson.	18	573	31.8
11.Monmouth.....	18	509	28.3

REBOUNDING DEFENSE

## Team	G	Reb	Avg/G
1.Robert Morris.....	18	566	31.4
2.Central Conn. St....	18	586	32.6
3.Saint Francis (PA)..	18	589	32.7
Quinnipiac.....	18	589	32.7
5.St. Francis (NY)....	18	625	34.7
6.Mount St. Mary's....	18	635	35.3
Wagner.....	18	635	35.3
8.Monmouth.....	18	667	37.1
9.Sacred Heart.....	18	671	37.3
10.Long Island.....	18	679	37.7
11.Fairleigh Dickinson.	18	744	41.3

**2007-08 Northeast Conference
CONFERENCE BASKETBALL STATISTICS
Through games of Mar 02, 2008 (Conference games only)**

REBOUNDING MARGIN

## Team	G	TEAM	Avg	OPP	Avg Margin	
1.Wagner.....	18	744	41.3	635	35.3	+6.1
2.Robert Morris.....	18	645	35.8	566	31.4	+4.4
3.Quinnipiac.....	18	663	36.8	589	32.7	+4.1
4.Central Conn. St....	18	658	36.6	586	32.6	+4.0
5.Long Island.....	18	712	39.6	679	37.7	+1.8
6.St. Francis (NY)....	18	654	36.3	625	34.7	+1.6
7.Mount St. Mary's....	18	645	35.8	635	35.3	+0.6
8.Saint Francis (PA)..	18	576	32.0	589	32.7	-0.7
9.Sacred Heart.....	18	607	33.7	671	37.3	-3.6
10.Monmouth.....	18	509	28.3	667	37.1	-8.8
11.Fairleigh Dickinson.	18	573	31.8	744	41.3	-9.5

ASSISTS

## Team	G	Assists	Avg/G
1.Robert Morris.....	18	312	17.33
2.Central Conn. St....	18	294	16.33
3.Sacred Heart.....	18	284	15.78
4.Quinnipiac.....	18	255	14.17
5.Wagner.....	18	254	14.11
6.Mount St. Mary's....	18	240	13.33
7.St. Francis (NY)....	18	232	12.89
8.Monmouth.....	18	229	12.72
9.Fairleigh Dickinson.	18	202	11.22
10.Saint Francis (PA)..	18	188	10.44
11.Long Island.....	18	184	10.22

TURNOVER MARGIN

## Team	G	TEAM	Avg	OPP	Avg Margin	
1.Sacred Heart.....	18	241	13.4	303	16.8	+3.44
2.Robert Morris.....	18	280	15.6	314	17.4	+1.89
3.Long Island.....	18	235	13.1	268	14.9	+1.83
4.Monmouth.....	18	244	13.6	259	14.4	+0.83
5.St. Francis (NY)....	18	290	16.1	290	16.1	+0.00
6.Mount St. Mary's....	18	248	13.8	245	13.6	-0.17
7.Fairleigh Dickinson.	18	233	12.9	220	12.2	-0.72
8.Saint Francis (PA)..	18	267	14.8	239	13.3	-1.56
9.Central Conn. St....	18	257	14.3	228	12.7	-1.61
10.Wagner.....	18	283	15.7	251	13.9	-1.78
11.Quinnipiac.....	18	244	13.6	205	11.4	-2.17

OFFENSIVE REBOUNDS

## Team	G	No.	Avg/G
1.Long Island.....	18	268	14.89
2.St. Francis (NY)....	18	255	14.17
3.Wagner.....	18	248	13.78
4.Robert Morris.....	18	224	12.44
5.Central Conn. St....	18	221	12.28
6.Saint Francis (PA)..	18	210	11.67
7.Quinnipiac.....	18	209	11.61
8.Sacred Heart.....	18	192	10.67
9.Mount St. Mary's....	18	175	9.72
10.Fairleigh Dickinson.	18	166	9.22
11.Monmouth.....	18	143	7.94

3-POINT FIELD GOALS MADE

## Team	G	3FG	Avg/G
1.Robert Morris.....	18	148	8.22
2.Monmouth.....	18	140	7.78
3.Sacred Heart.....	18	137	7.61
4.Fairleigh Dickinson.	18	134	7.44
5.Central Conn. St....	18	129	7.17
6.Long Island.....	18	118	6.56
7.St. Francis (NY)....	18	107	5.94
8.Mount St. Mary's....	18	104	5.78
Saint Francis (PA)..	18	104	5.78
10.Wagner.....	18	103	5.72
11.Quinnipiac.....	18	99	5.50

BLOCKED SHOTS

## Team	G	Blocks	Avg/G
1.Mount St. Mary's....	18	78	4.33
2.Wagner.....	18	71	3.94
3.Fairleigh Dickinson.	18	60	3.33
4.Central Conn. St....	18	57	3.17
5.Sacred Heart.....	18	55	3.06
6.Long Island.....	18	53	2.94
7.Quinnipiac.....	18	50	2.78
8.Robert Morris.....	18	45	2.50
9.Monmouth.....	18	37	2.06
10.St. Francis (NY)....	18	32	1.78
11.Saint Francis (PA)..	18	30	1.67

STEALS

## Team	G	Steals	Avg/G
1.Robert Morris.....	18	171	9.50
2.Sacred Heart.....	18	160	8.89
3.St. Francis (NY)....	18	137	7.61
4.Monmouth.....	18	126	7.00
5.Mount St. Mary's....	18	121	6.72
6.Long Island.....	18	118	6.56
7.Wagner.....	18	112	6.22
8.Saint Francis (PA)..	18	109	6.06
9.Quinnipiac.....	18	102	5.67
10.Central Conn. St....	18	91	5.06
11.Fairleigh Dickinson.	18	88	4.89

ASSIST/TURNOVER RATIO

## Team	G	Asst	Avg Turn	Avg	Ratio	
1.Sacred Heart.....	18	284	15.8	241	13.4	1.18
2.Central Conn. St....	18	294	16.3	257	14.3	1.14
3.Robert Morris.....	18	312	17.3	280	15.6	1.11
4.Quinnipiac.....	18	255	14.2	244	13.6	1.05
5.Mount St. Mary's....	18	240	13.3	248	13.8	0.97
6.Monmouth.....	18	229	12.7	244	13.6	0.94
7.Wagner.....	18	254	14.1	283	15.7	0.90
8.Fairleigh Dickinson.	18	202	11.2	233	12.9	0.87
9.St. Francis (NY)....	18	232	12.9	290	16.1	0.80
10.Long Island.....	18	184	10.2	235	13.1	0.78
11.Saint Francis (PA)..	18	188	10.4	267	14.8	0.70

DEFENSIVE REBOUNDS

## Team	G	No.	Avg/G
1.Wagner.....	18	496	27.56
2.Mount St. Mary's....	18	470	26.11
3.Quinnipiac.....	18	454	25.22
4.Long Island.....	18	444	24.67
5.Central Conn. St....	18	437	24.28
6.Robert Morris.....	18	421	23.39
7.Sacred Heart.....	18	415	23.06
8.Fairleigh Dickinson.	18	407	22.61
9.St. Francis (NY)....	18	399	22.17
10.Monmouth.....	18	366	20.33
Saint Francis (PA)..	18	366	20.33

**2007-08 Northeast Conference
CONFERENCE BASKETBALL STATISTICS
Through games of Mar 02, 2008 (Conference games only)**

STANDINGS	-----CONFERENCE-----				-----OVERALL-----				WINNING STREAK	
	W-L	Pct	PF	PA	W-L	Pct	PF	PA	Team	NO.
Robert Morris.....	16-2	.889	74.7	65.5	16-2	.889	74.7	65.5	Robert Morris	13
Wagner.....	15-3	.833	72.2	69.9	15-3	.833	72.2	69.9	Mount St. Mary's	2
Sacred Heart.....	13-5	.722	76.4	71.7	13-5	.722	76.4	71.7	Wagner	2
Quinnipiac.....	11-7	.611	74.9	73.7	11-7	.611	74.9	73.7	Fairleigh Dickinson	1
Mount St. Mary's....	11-7	.611	70.7	65.1	11-7	.611	70.7	65.1	Central Conn. St.	1
Central Conn. St....	10-8	.556	74.3	69.7	10-8	.556	74.3	69.7		
Long Island.....	7-11	.389	72.8	72.9	7-11	.389	72.8	72.9		
Fairleigh Dickinson.	4-14	.222	68.5	76.6	4-14	.222	68.5	76.6		
St. Francis (NY)....	4-14	.222	68.4	74.9	4-14	.222	68.4	74.9		
Saint Francis (PA)..	4-14	.222	63.2	69.2	4-14	.222	63.2	69.2		
Monmouth.....	4-14	.222	61.5	68.3	4-14	.222	61.5	68.3		

TEAM SUMMARIES

Team	G	PF-PA	Avg Score	Margin	FG-FGA	Pct	3FG-FGA	Pct	FT-FTA	Pct	RebF	RebA	Margin
Central Conn. St....	18	1338-1255	74.3-69.7	+4.6	502-1049	.479	129-356	.362	205-273	.751	658	586	+4.0
Fairleigh Dickinson.	18	1233-1378	68.5-76.6	-8.1	425-1024	.415	134-414	.324	249-356	.699	573	744	-9.5
Long Island.....	18	1311-1313	72.8-72.9	-0.1	445-1114	.399	118-379	.311	303-443	.684	712	679	+1.8
Monmouth.....	18	1107-1229	61.5-68.3	-6.8	389-937	.415	140-408	.343	189-267	.708	509	667	-8.8
Mount St. Mary's....	18	1272-1172	70.7-65.1	+5.6	458-989	.463	104-294	.354	252-364	.692	645	635	+0.6
Quinnipiac.....	18	1348-1327	74.9-73.7	+1.2	491-1023	.480	99-247	.401	267-364	.734	663	589	+4.1
Robert Morris.....	18	1344-1179	74.7-65.5	+9.2	493-1056	.467	148-381	.388	210-276	.761	645	566	+4.4
Sacred Heart.....	18	1375-1291	76.4-71.7	+4.7	502-1087	.462	137-374	.366	234-321	.729	607	671	-3.6
Saint Francis (PA)..	18	1137-1246	63.2-69.2	-6.1	379-931	.407	104-333	.312	275-375	.733	576	589	-0.7
St. Francis (NY)....	18	1232-1349	68.4-74.9	-6.5	454-1089	.417	107-352	.304	217-327	.664	654	625	+1.6
Wagner.....	18	1300-1258	72.2-69.9	+2.3	477-1058	.451	103-320	.322	243-396	.614	744	635	+6.1

ATTENDANCE

Team	HOME GAMES	Avg	AWAY GAMES	Avg	NEUT GAMES	Avg	ALL GAMES	Avg
Central Conn. St.	9-16275	1808	9-9521	1058	0-0	0	18-25796	1433
Fairleigh Dickinson	9-4491	499	9-9703	1078	0-0	0	18-14194	789
Long Island	9-7333	815	9-9952	1106	0-0	0	18-17285	960
Monmouth	9-13001	1445	9-9361	1040	0-0	0	18-22362	1242
Mount St. Mary's	9-10277	1142	9-9091	1010	0-0	0	18-19368	1076
Quinnipiac	9-16256	1806	9-12017	1335	0-0	0	18-28273	1571
Robert Morris	9-11974	1330	9-10872	1208	0-0	0	18-22846	1269
Sacred Heart	9-9072	1008	9-12497	1389	0-0	0	18-21569	1198
Saint Francis (PA)	9-10490	1166	9-10072	1119	0-0	0	18-20562	1142
St. Francis (NY)	9-3197	355	9-10159	1129	0-0	0	18-13356	742
Wagner	9-12255	1362	9-11376	1264	0-0	0	18-23631	1313
Totals	99-114621	1158	99-114621	1158	0-0	0	99-114621	1158